

amoena

Breast Care. Empowering women.



PRODUCT CATALOGUE 2024/2025

Amoena. Your solution.

NEW IN 2024

COMING
SOON



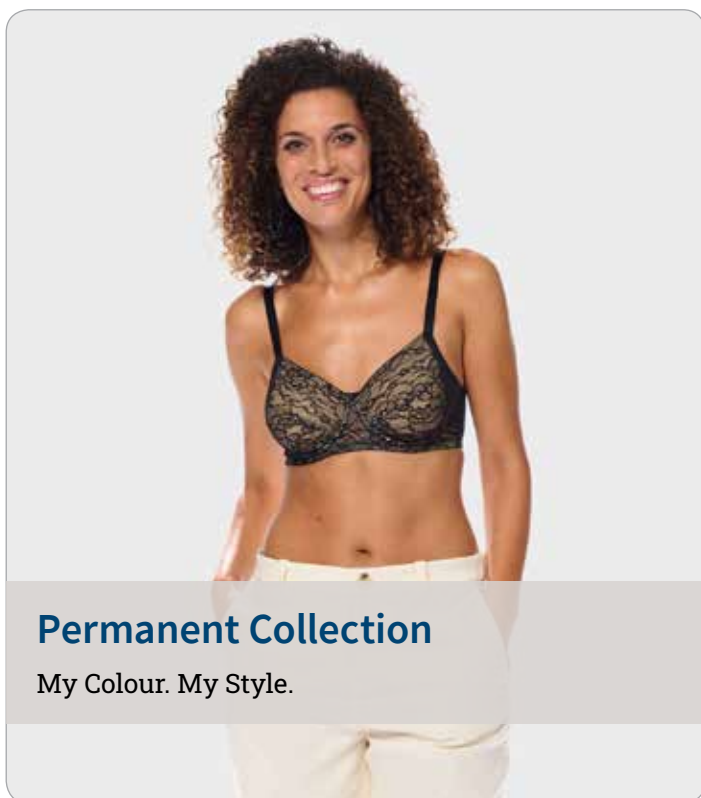
Custom Form Contact

Custom made with a unique, individual fit and a self-adhesive back option too.



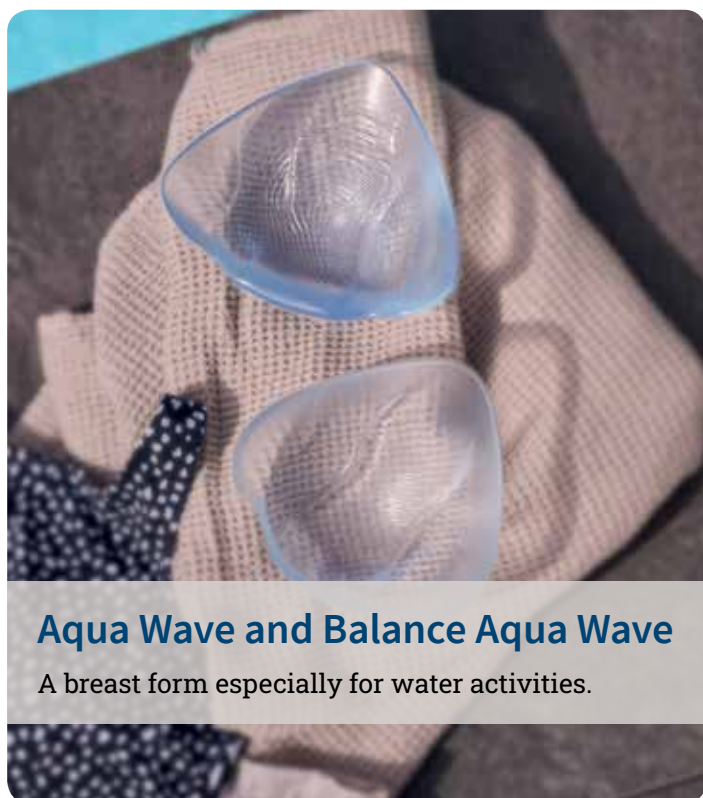
CuraLymph

New products in our Lymph Comfort Collection.



Permanent Collection







My Colour. My Style.



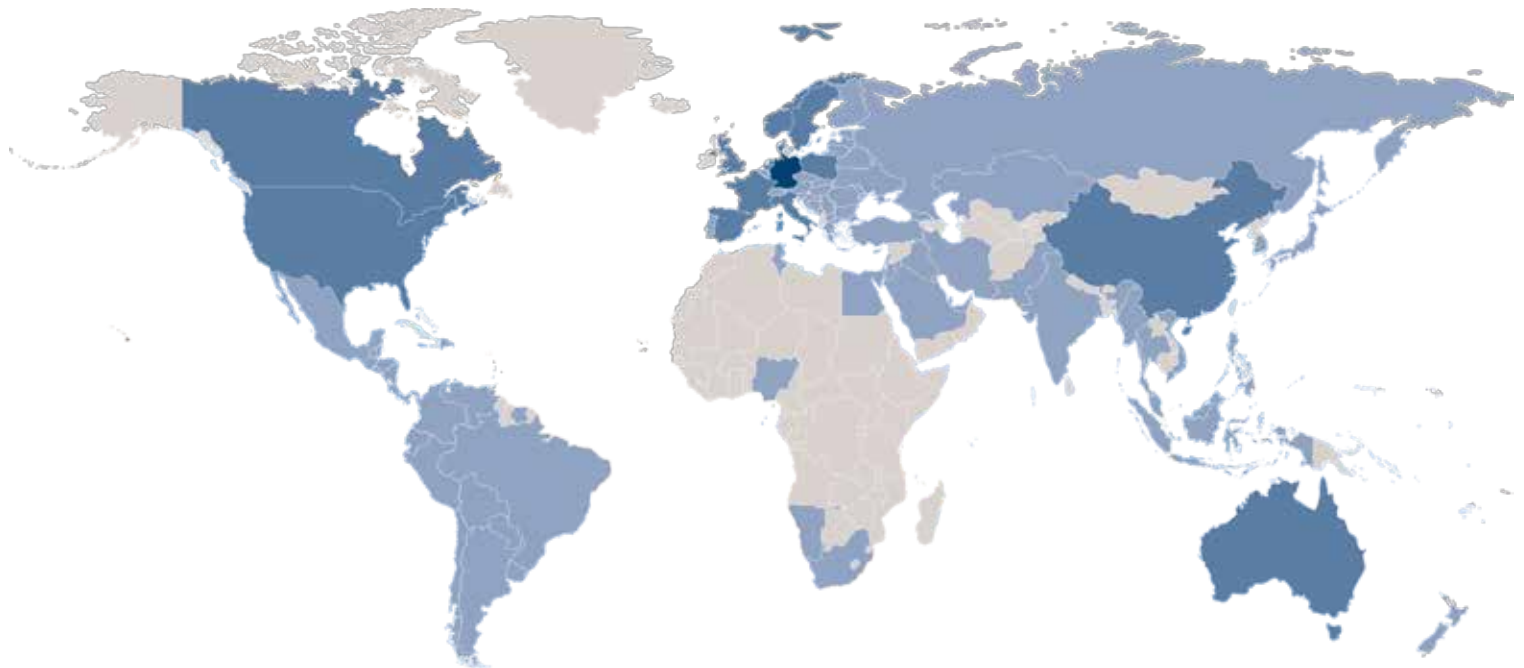
Aqua Wave and Balance Aqua Wave

A breast form especially for water activities.

CONTENTS

ABOUT AMOENA	4	
AMOENA AT A GLANCE & AMOENA IN NUMBERS	4	
AMOENA – YOUR PARTNER IN BREAST CARE & THE STORY BEHIND THE O	6	
BREAST CANCER GLOBAL FACTS & FIGURES	8	
AMOENA’S COMMITMENT TO HIGH QUALITY & OUR APPROACH TO SUSTAINABILITY	9	
PATIENT JOURNEY	10	
RECOVERY CARE	12	
PORTFOLIO OVERVIEW	13	
CURASUPPORT COMPRESSION	14	
CURASCAR GARMENTS	18	
CURASCAR SILICONE	20	
CURASUPPORT COMFORT	22	
MEASURING TIPS & SIZING CHART	26	
INDEX	28	
LYMPH CARE	30	
PORTFOLIO OVERVIEW	31	
CURALYMPH COMFORT	32	
CURALYMPH COMPRESSION	34	
CURALYMPH SWIMWEAR	37	
SIZING CHART	38	
INDEX	39	
BREAST FORMS AND SHAPERS	40	
OUR TECHNOLOGIES & INNOVATIVE BREAST CARE	42	
BALANCE BREAST SHAPERS – PORTFOLIO OVERVIEW	44	
BALANCE ADAPT AIR	46	
BALANCE CONTACT	46	
BALANCE NATURA	47	
BALANCE ESSENTIAL	47	
SIZING & SIZING CHART	48	
INDEX	50	
BREAST FORMS PORTFOLIO OVERVIEW	52	
CUSTOM-MADE BREAST FORM (Coming Soon)	54	
ADAPT AIR	56	
CONTACT	60	
ENERGY	62	
NATURA	64	
ESSENTIAL	66	
ACCESSORIES	68	
SIZING & SIZING CHART	70	
INDEX	72	
LINGERIE AND SWIMWEAR	74	
PORTFOLIO OVERVIEW	75	
EXCLUSIVES – AMOENA SPECIAL GARMENTS & MATERIALS	76	
LINGERIE	78	
ELEGANT	78	
CLASSIC	82	
SEAMLESS	88	
HIGH NECKLINE	94	
ACTIVE	96	
WELLNESS	98	
SWIMWEAR	100	
FITTING GUIDE, SIZING CHART & PERFECT FIT	104	
INDEX	110	
FURTHER INFORMATION	112	
ALWAYS HERE FOR YOU	112	
AMOENA ACADEMY TRAINING AND EDUCATION OPPORTUNITIES	114	

AMOENA AT A GLANCE



- Head office in Raubling, Bavaria
- 14 Subsidiaries
- Distributors

Leading the way in modern breast care

Amoena is the world's leading breast care brand and the developer of the first silicone breast form.

Almost 50 years of experience and the strictest quality guidelines guarantee the highest product quality. To support women on their journey through breast cancer, Amoena offers product solutions that are designed to complement each other and work together perfectly.

From Recovery Care to Breast Forms, Lingerie, Swimwear and Lymph Care, Amoena products are designed to support women from diagnosis to the return to their everyday lives and beyond.

Amoena – proudly women for women. 81% of our employees are female.

AMOENA IN NUMBERS



Approx. **380 employees**,
210 of them are located at the
production site in Raubling



Represented in more than
75 countries



Every minute, five Amoena
products are purchased



Approx. **250 tons**
of silicone being processed
in a year



Approx. **16,000**
retailers worldwide



Approx. **6,000**
product options



Produced over **18 million**
breast forms



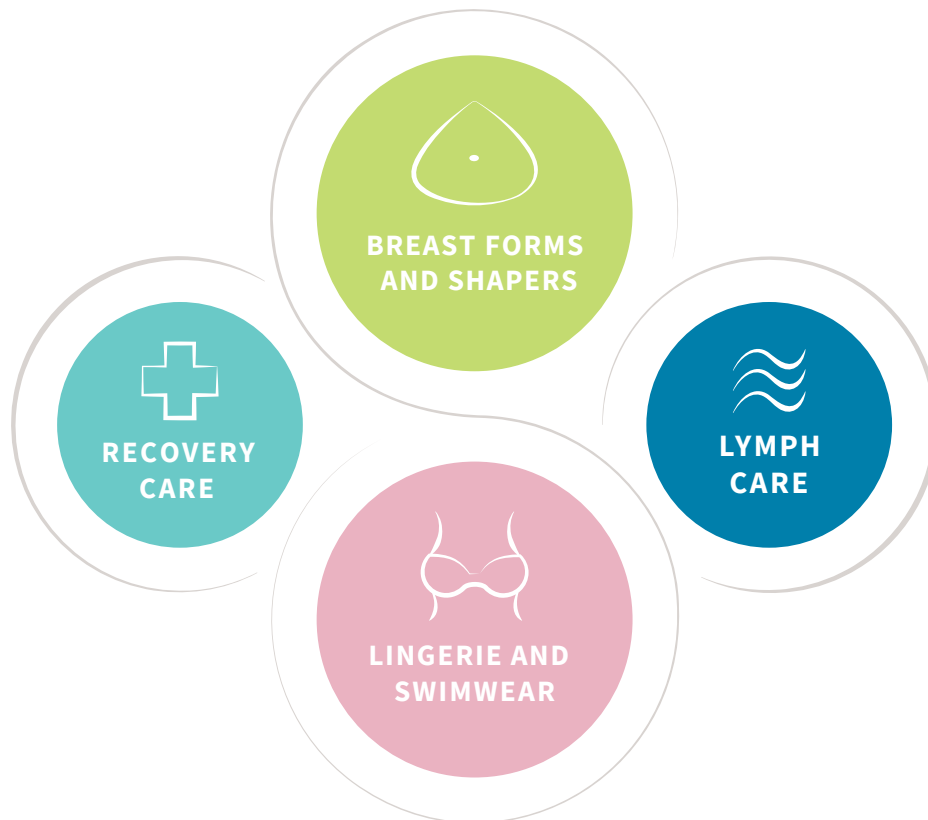
Over **36 million**
Breast Care Textiles sold

Quality – handmade in Germany

With passion and our worldwide unrivalled expertise, we develop and manufacture products that restore enjoyment for life and self-confidence. Our breast forms are handcrafted with the greatest care, exclusively at our production site in Raubling, Germany. This is the site where our recovery care, lymph care products and special textiles are developed and designed. Through close relationships we inspire, strengthen and support all our partners. We want to ensure that women receive the best possible service and products, tailored exactly to their needs.

Today, approximately 380 employees worldwide – 210 in Raubling, Bavaria – are working towards this goal passionately and fully committed.

AMOENA – YOUR **PARTNER** IN BREAST CARE



AMOENA. YOUR SOLUTION.

**Amoena – Your partner accompanying you along your way,
committed to supporting you to rebuild your confidence.**

Trust and experience are two major foundations of our company. Our history is characterized by quality, innovation, decades of medical knowledge and our constant striving for the best materials and technologies. Our passion becomes your solution – from diagnosis to your return to everyday life. We are more than just a company, we are there for you on your journey after a breast cancer diagnosis to make your life easier. Our customized solutions are designed with functionality and style in mind because you deserve to feel and look great in every situation.

Breast Care. #EmpoweringWomen

THE STORY BEHIND THE



Our model, Matea, is a breast cancer survivor

Amoena is Latin meaning **pleasant** or **lovely**. It describes something that is delightful, agreeable, charming or pleasing. The word **amoena** is derived from the verb **amo**, which means **I love** or **I like**.

We pronounce the "O" when we say Amoena, so we wanted to explore it further.

When you see it in our branding, we hope you think of:

The Original.

Amoena is the original – we created the first outer-layered silicone breast form film in 1975. We then built on this to create the first 2-layer breast form, the first breast form with an adjustable Air Chamber, the first Valletta top, and many other innovations.

Options.

At Amoena we know that one size doesn't fit all. We recognize the importance of choice, and our comprehensive portfolio supports finding what works best for each woman. Our products are designed to complement each other and provide care for every step of her journey. With our Amoena Solution we support her from diagnosis right up to her return to everyday life.

Own It.


Each body is unique and our mission has always been to support women. Our goal is to help women to own their confidence and love their bodies.

The feedback from women who wear our products motivates us to keep working on continuously improving our solutions. We innovate with passion to ensure the best possible options so as to empower women throughout their journey.

BREAST CANCER


GLOBAL FACTS & FIGURES

Breast cancer is the most common type of cancer among women, accounting for approx. **24%** of all cancer diagnoses in women worldwide




1 in 8 women will develop breast cancer in their lives

Breast cancer is most common in females over the age of **50 years**



10-40% of women are not satisfied with the result of their breast-conserving surgery




Approx. 40-60% of women who undergo BCS¹ go on to have further surgery

Approx. 20-30% of women develop lymphedema in the arm(s) or chest after breast surgery

30% Mastectomy
70% BCS¹

Approx. 2.1 million women develop breast cancer each year



Worldwide the overall 5-year relative **survival rate** for breast cancer is **90%**

However, according to our experience, 1/3 of all customers are not well informed and/or cared for.

AMOENA'S COMMITMENT TO HIGH QUALITY

More than 16,000 specialist retailers worldwide trust in our products. Thanks to them, ever since 1975 we have been able to provide more than 30 million women with optimal product solutions for recovery care, breast forms and lingerie.

- ✓ **A perfect fit**
- ✓ **Smart sizing**
For in-between cup sizes and smaller bra bands
- ✓ **Tried-and-tested sizing system**
- ✓ **Easy to use**
- ✓ **Wide range of products**
- ✓ **Medical devices**
- ✓ **OEKO-TEX® 100 certified materials**
- ✓ **Pollutant-free**
- ✓ **Sustainable materials and work processes**
We constantly strive to use sustainable materials and raw materials and will continue to expand their use in our collection for the future. We continuously revise and optimize our work processes, to further strive for sustainability.

OUR APPROACH TO SUSTAINABILITY

Economic success combined with ecological and social responsibility – sustainability is an important issue for us.

We have combined and expanded our long-term activities in this area.

We are far from the end of our journey, but have defined for ourselves **4 PILLARS OF SUSTAINABILITY**, which we use to reinforce and consistently pursue our sustainability strategy.

The four pillars of sustainability:

Each of the four pillars reflects an area for which we have formulated relevant steps and goals.



SUSTAINABLE PRODUCTS



SUSTAINABLE PRODUCTION & PROCESSES



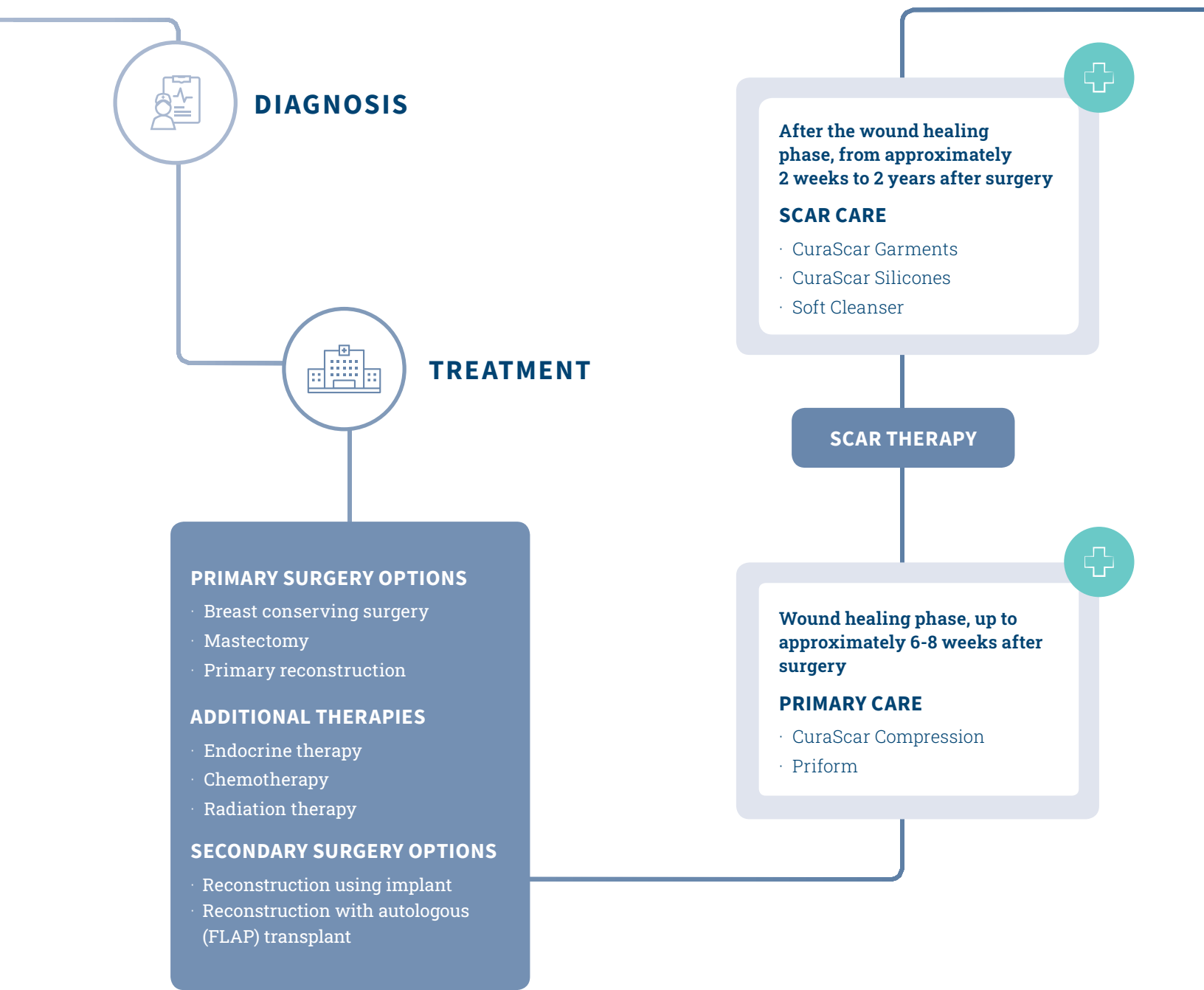
SUSTAINABLE SUPPLY CHAIN



LEADERSHIP, STAFF AND SOCIAL COMMITMENT

PATIENT JOURNEY

Every woman is different – as is every case of breast cancer. We understand the challenges you and your customers face. This is why all of our product solutions are designed to complement each other and work together perfectly. You can choose from a range of combinations to support your customer through every step of her journey. Amoena is with you to provide optimal care solutions every step of the way.



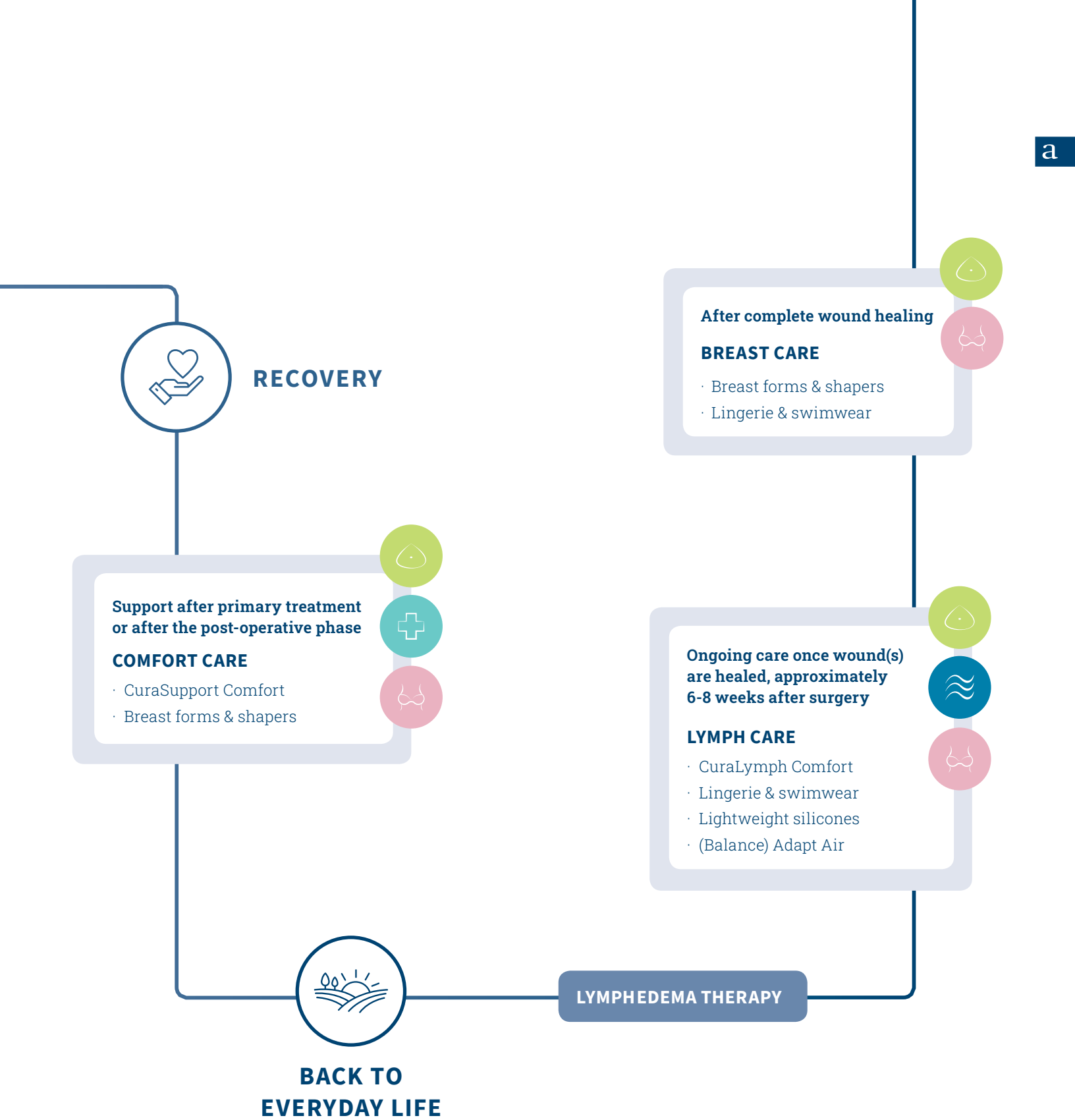
RECOVERY CARE

WHERE HEALING BEGINS



BREAST FORMS & SHAPERS

WHERE CONFIDENCE GROWS



LINGERIE AND SWIMWEAR
 WHERE EVERYDAY LIFE CONTINUES



LYMPH CARE
 WHERE THE FLOW BEGINS

RECOVERY CARE

PORTFOLIO OVERVIEW	13
CURASUPPORT COMPRESSION	14
CURASCAR GARMENTS	18
CURASCAR SILICONE.....	20
CURASUPPORT COMFORT	22
MEASURING TIPS & SIZING CHART	26
INDEX.....	28




**WHERE HEALING
BEGINS**

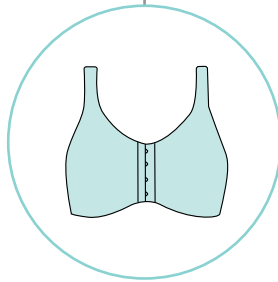


RECOVERY CARE PORTFOLIO OVERVIEW

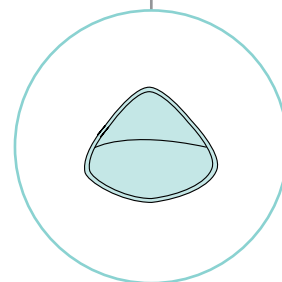
CURASUPPORT



**CURASUPPORT
COMPRESSION**

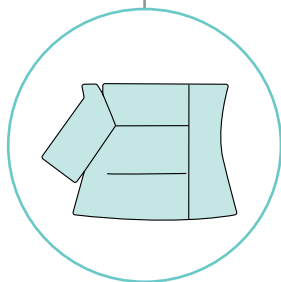


**CURASUPPORT
COMFORT**

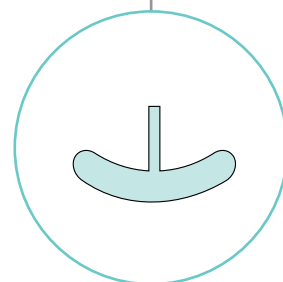


PRIFORM

CURASCAR



CURASCAR GARMENTS



CURASCAR SILICONES



CURASUPPORT COMPRESSION

Hygienically prepared for direct clinical use through a pre-washing and disinfection process

Seamless post-op bras

Our seamless compression bras have been specially developed for wear after breast surgery. They support the wound healing process by keeping the post-surgical breast secure and supported. In addition, they protect sensitive skin and scar tissue and can ease post-operative edema and pain.

Leyla



LIGHT COMPRESSION

- Underbust 9 mm Hg; 15-17 mmHg when worn and fastened
- A special compression zone supports the breast without applying direct pressure to its entire surface
- Specific pressure zones apply light pressure to the side and back sections to encourage lymphatic drainage and support the healing process

IDEAL FOR

- Mastectomies/bilateral mastectomies
- Expansion process

Sina



MEDIUM COMPRESSION

- Underbust 12-14 mmHg; 17-20 mmHg when worn and fastened
- Keeps the breast supported and secure with specific compression zones in the lower cup area
- Specific pressure zones apply light pressure to the side and back sections to encourage lymphatic drainage and support the healing process

IDEAL FOR

- Reconstruction with implants (best worn with a compression belt)
- Reconstruction – tissue transfer
- Partial mastectomy
- Lumpectomy

Pamela



HIGH COMPRESSION

- Underbust 14 mmHg; 20-23 mmHg when worn and fastened
- Keeps the breast supported and secure by applying pressure to the entire breast surface
- High compression levels and specially stitched panels promote optimal lymphatic drainage

IDEAL FOR

- Any radical breast surgery
- Reductions

CARE INSTRUCTIONS

See page 18.

3 reasons to try our seamless post-op bras













1. Comfortable design without troublesome seams, which supports the healing process without further irritating the skin.
2. Specially knitted areas that apply targeted pressure, encouraging lymphatic drainage and minimizing the risk of post-operative edema.
3. Varying pressure levels for use after different surgical methods to suit the customer's individual needs and requirements.

Colours











Features

- Knitted-on wide, soft underbust band
- Wide, adjustable straps for a comfortable fit and weight distribution on the shoulders
- Flat, soft velcro fastenings for a comfortable look (ideal to wear under a T-shirt or blouse)
- Integrated seamless pockets for breast forms and/or shapers

Product name Price category	Sizes Style No. Colour	Features Material
<p>LEYLA Front Closure Soft Cup Premium</p> 	<p>XS (28/30), S (32/34), M (36/38), L (40/42), XL (44/46), 2X (48/50), 3X (52/54), 4X (56/58)</p> <p>Cup: Universal</p> <div style="display: flex; justify-content: space-around; align-items: center;"> <div style="text-align: center;">  44605 White </div> <div style="text-align: center;">  44604 Rose Nude </div> <div style="text-align: center;">  44606 Black </div> </div>	<ul style="list-style-type: none"> • Light compression: underbust 9 mmHg; 15-17 mmHg when worn and fastened • Seamless knitted securing ring around the pre-formed cup to secure the breast without applying pressure • Prewashed and ready for use in a clinical setting • Zip closure at the front with hook and eyes underneath • High cotton content for optimal comfort <p>49% Nylon 43% Cotton 8% Spandex</p>
<p>SINA Front Closure Soft Cup Premium</p> 	<p>XS (28/30), S (32/34), M (36/38), L (40/42), XL (44/46), 2X (48/50), 3X (52/54), 4X (56/58)</p> <p>Cup: Universal</p> <p>6 rows: 28/30, 32/34, 36/38 8 rows: 40/42, 44/46 10 rows: 48/50, 52/54, 56/58</p> <div style="display: flex; justify-content: space-around; align-items: center;"> <div style="text-align: center;">  45007 White </div> <div style="text-align: center;">  45006 Rose Nude </div> <div style="text-align: center;">  45008 Black </div> </div>	<ul style="list-style-type: none"> • Medium compression: underbust 12-14 mmHg; 17-20 mmHg when worn and fastened • Seamless, knitted cups secure the operated breast, applying even pressure across the whole cup area • Prewashed and ready for use in a clinical setting • With hooks and eyes for additional width adjustment <p>98% Nylon 2% Spandex</p>
<p>PAMELA Front Closure Soft Cup Premium</p> 	<p>XS (28/30), S (32/34), M (36/38), L (40/42), XL (44/46), 2X (48/50), 3X (52/54), 4X (56/58)</p> <p>Cup: Universal</p> <div style="display: flex; justify-content: space-around; align-items: center;"> <div style="text-align: center;">  45010 White </div> <div style="text-align: center;">  45009 Rose Nude </div> <div style="text-align: center;">  45011 Black </div> </div>	<ul style="list-style-type: none"> • High compression: underbust 14 mmHg; 20-23 mmHg when worn and fastened • Seamless, knitted cups secure the operated breast, applying even pressure across the whole cup area • Prewashed and ready for use in a clinical setting • Zip closure at the front with hook and eyes underneath <p>98% Nylon 2% Spandex</p>

Overview

Product name Price category	Sizes Style No. Colour	Features Material
<p>COMPRESSION BELT Advanced</p> 	<p>28–58 NEW sizes (28, 56, 58) available spring</p> <p>  0776N White  45043 Rose Nude  0789N Black </p>	<ul style="list-style-type: none"> • Developed for optimal post-op care. Holds the breast in place to prevent the implant from moving during the healing process • Velcro strip at centre front to aid attachment to compression bras from the CuraSupport Compression product line • Individual adjustment possible <p>50% Nylon 21% Spandex 18% Polyester 11% Cotton</p>
<p>ANATOMICAL COMPRESSION BELT Premium</p> 	<p>28–58 NEW sizes (28, 56, 58) available spring</p> <p>  45044 White  45046 Rose Nude  45045 Black </p>	<ul style="list-style-type: none"> • Holds the operated breast in place • Ideal fit, especially under the arms, for increased comfort • Securely attaches to the compression bras from the CuraSupport compression product line • Individual adjustment possible <p>50% Nylon 21% Spandex 18% Polyester 11% Cotton</p>

See page 26 for sizing chart.

EXPERT TIP

Suitable for use immediately after surgery in the operating room.






Our post-op compression bras (Leyla, Sina, and Pamela) are delivered prewashed.

FITTING TIP

Guaranteed fit with seamless post-op compression bras

No need to try Leyla, Sina, and Pamela compression bras beforehand. With our innovative measurement system, the underbust measurement is enough to determine which size is required. The universal cups fully enclose the breast, thanks to the special processing technology used to make them.

Overview

Product name Price category	Sizes Style No. Colour	Features Material
<p>SARAH Front Closure Soft Cup Advanced</p> 	<p>34–46 A, B, C, D, DD Hook and eye fasteners: 7 rows: 34 A 8 rows: 36-38 A; 34-36 B; 34 C 9 rows: 40-42 A; 38-40 B; 36-38 C; 34-36 D; 34 DD 10 rows: 44-46 A; 42-44 B; 40-42 C; 38-40 D; 36-38 DD 11 rows: 46 B; 44-46 C; 42-44 D; 40-42 DD 12 rows: 46 D; 44-46 DD</p> <p> 0778 White  0779 Black</p>	<ul style="list-style-type: none"> • Medium compression • Molded cup and flat seams help to prevent skin irritation • Double-layered material in the front section for additional support • With hooks and eyes for additional width adjustment • High cotton content for sensitive skin • Wide adjustable straps • To maintain seamless comfort, this style is not pocketed and therefore is not billable to insurance <p>82% Cotton 11% Spandex 5% Polyester 2% Nylon</p>
<p>THERAPORT Front Closure Soft Cup Advanced</p> 	<p>S: 30–34 A; 30–32 B; 30 C M: 36–40 A; 34–38 B; 32–36 C; 30–34 D; 30–32 DD; 30 DDD L: 42–46 A; 40–44 B; 38–42 C; 36–40 D; 34–38 DD; 32–36 DDD; 30–34 G, H XL: 48–52 A; 46–50 B; 44–48 C; 42–46 D; 40–44 DD; 38–42 DDD; 36–40 G; 36–38 H 2XL: 54–58 A; 52–56 B; 50–54 C; 48–52 D; 46–50 DD; 42–46 DDD; 42–46 G; 40–44 H</p> <p> 2161 White</p>	<ul style="list-style-type: none"> • Medium compression • Soft cotton bra with velcro front fastener, specially designed for wear after various types of breast surgery. Ideal for partial breast radiation (e.g. brachytherapy) • Grey inserts that can be easily cut at the sides to accommodate the patient's drainage tubes • Seamless underbust band ensures optimal comfort and can hold a pocket for a drainage pouch • Velcro fastenings at centre front and straps • Integrated pockets for breast forms and shapers <p>81% Cotton 12% Nylon 7% Spandex</p>

See page 27 for sizing chart.

CARE INSTRUCTIONS

CuraSupport Compression bras are designed to be worn 24 hours a day and only removed for daily hygiene purposes. In order to ensure constant, effective compression throughout the healing period, compression garments should be washed on a daily basis. Customers should be advised to keep a spare garment for this reason.

CURASCAR GARMENTS

Scar compression therapy

Our CuraScar garments are ideal for women who have undergone breast reconstruction using autologous tissue (FLAP surgery). The risk of excessive scarring at the site where tissue has been removed is significantly minimized by using a scar compression garment. Compression garments are used as part of a conservative therapeutic approach in scar therapy. When used early in the treatment phase, CuraScar garments can support the wound healing process and help to ensure a successful surgical outcome.

Compression in scar therapy

Compression in scar therapy involves applying pressure at a therapeutically effective level on the closed wound area. Even pressure applied to the surface of the wound reduces blood flow to the scar area and increases the elasticity of the tissue. As a result, the scarring appears flatter and less noticeable over time.

Why choose Curascar Garments?

1. Precise sizing.
2. High quality workmanship with no irritating seams thanks to innovative bonding technologies that support lymphatic flow.
3. Material can easily be cut for drainage tubes to pass through.
4. Breathable materials that are gentle to skin and ensure maximum comfort, so they are more likely to be used consistently for the duration of treatment.
5. Apply medically effective pressure (20-23 mmHg) to support the scar healing process.

Colours



Nude



Black

EXPERT TIP

Compression and silicone are considered the gold standard in scar therapy, which is why we recommend combining all of our CuraScar garments with a corresponding product from our CuraScar silicones range. Please see the following page for more information on our CuraScar silicone range.







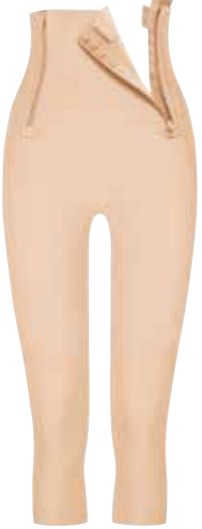


FURTHER INDICATIONS

CuraScar garments are specially designed for use on tissue removal sites during the course of autologous breast reconstruction. They can also be used in numerous types of interventions for reconstruction and aesthetic surgery (e.g. skin tightening) to stabilize the surgical area, reduce scarring, and aid the healing process.

CARE INSTRUCTIONS

CuraScar garments are designed to be worn 24 hours a day and only removed for daily hygiene purposes. In order to ensure constant, effective compression throughout the healing period, compression garments should be washed on a daily basis. Customers should be advised to keep a spare garment for this reason.

Overview

Product name Price category	Sizes Style No. Colour	Features Material
<p>BELLY BANDAGE Abdominal compression bandage Premium</p> 	<p>S/M, L/XL, 2XL/3XL</p> <p> 45004 Nude  45005 Black</p>	<ul style="list-style-type: none"> • Applies medically effective pressure (approx. 20-23 mmHg) to the abdomen area to aid the scarring and wound healing processes until the scar is completely healed • Three closures (each 8 cm / 3.15" high) enable easy opening and closure and provide the perfect fit for the patient's body <p>Nude: 59% Nylon, 31% Spandex, 8% Cotton, 2% Polyester</p> <p>Black: 33% Nylon, 31% Spandex, 29% Polyester, 7% Cotton</p>
<p>PANTY Scar compression brief Premium</p> 	<p>XS, S, M, L, XL, 2XL</p> <p> 45000 Nude  45001 Black</p>	<ul style="list-style-type: none"> • Applies medically effective pressure (approx. 20-23 mmHg) to the abdomen and upper legs to aid the scarring and wound healing processes until the scar is completely healed • 2 zips on the sides for easy dressing and undressing <p>56% Nylon 42% Spandex 2% Cotton</p>
<p>BERMUDA Long scar compression pant Premium</p> 	<p>XS, S, M, L, XL, 2XL</p> <p> 45002 Nude  45003 Black</p>	<ul style="list-style-type: none"> • Applies medically effective pressure (approx. 20-23 mmHg) to the abdomen and legs to aid the scarring and wound healing processes until the scar is completely healed • 2 zips on the sides for easy dressing and undressing <p>56% Nylon 42% Spandex 2% Cotton</p>

See page 27 for sizing chart.

CURASCAR SILICONE

Scar compression therapy with silicone

Our CuraScar silicones are ideal for the treatment of scars following a surgical procedure as the use of silicone pads and compression significantly minimizes the risk of excessive scarring in the wound area. Curascar silicones are used as part of a conservative/non-invasive therapeutic approach in scar therapy. When applied early on in the treatment phase (after wound closure), CuraScar silicones aid the scarring and wound healing processes and create optimal healing conditions for the skin.

Silicone reduces water loss in the upper layer of the skin. A moist environment creates the ideal conditions for scar healing, helping to make the scar smoother and reduce itching. Our breathable silicone pads also guarantee sufficient oxygen exchange.

Why choose Curascar Silicone?

1. Breathable and highly elastic silicone that adapts perfectly to the body's contours
2. Completely self-adhesive
3. Reusable up to 6 weeks

HEALTH
CANADA
APPROVED

Features

- Can be cut to size individually
- Available with cover strips for better storage after cleaning



CLEANING INSTRUCTIONS

We recommend using Amoena Soft Cleanser on CuraScar silicones on a daily basis.











EXPERT TIP

Silicone and compression are considered the gold standard in scar therapy. Therefore you should recommend combining the corresponding product from our CuraScar garment range for each CuraScar silicones product. Please see the CuraScar Garments page for more information.



VIDEO TUTORIAL

Overview

Product name Price category	Sizes Style No. Colour	Features Material
<p>STRIPS Advanced</p> 	<p>Measurements: 260 x 35 mm (10.25" x 1.4") 1 pack contains: 4 pcs</p> <p> 010 (4) Clear</p>	<ul style="list-style-type: none"> • Long, narrow silicone strips in a handy set of 4 <p>Polydimethylsiloxane, Polyurethane; Polyethylene protective cover strips</p>
<p>STRIPS Advanced</p> 	<p>Measurements: 260 x 35 mm (10.25" x 1.4") 1 pack contains: 1 pc</p> <p> 0101 (1) Clear</p>	<ul style="list-style-type: none"> • Long, narrow silicone strips sold individually <p>Polydimethylsiloxane, Polyurethane; Polyethylene protective cover strips</p>
<p>SQUARES Advanced</p> 	<p>Measurements: 260 x 100 mm (10.25" x 4") 1 pack contains: 2 pcs</p> <p> 011 Clear</p>	<ul style="list-style-type: none"> • Long, broad silicone strips for complete coverage of larger scarring areas <p>Polydimethylsiloxane, Polyurethane; Polyethylene protective cover strips</p>
<p>MAMMILLA CIRCLES Advanced</p> 	<p>Measurements: interior Ø: 20 mm (.8") outer Ø: 75 mm (3") 1 pack contains: 2 pcs</p> <p> 012 Clear</p>	<ul style="list-style-type: none"> • Silicone strips for scarring in the breast area (nipples) <p>Polydimethylsiloxane, Polyurethane; Polyethylene protective cover strips</p>
<p>ANCHORS Advanced</p> 	<p>Measurements: 230 x 145 mm (9" x 5.7") 1 pack contains: 2 pcs</p> <p> 013 Clear</p>	<ul style="list-style-type: none"> • Silicone strips for scarring in the breast area (e.g. following a reconstructive or aesthetic surgery) <p>Polydimethylsiloxane, Polyurethane; Polyethylene protective cover strips</p>



CURASUPPORT COMFORT

Comfort bras and tops

Our comfort bras and camisoles are the ideal companion for customers in the post-op phase and on their journey back to everyday life. They are designed to offer additional comfort and be easy to wear.

After the wound healing phase (6-8 weeks after the operation), the skin and fresh scar tissue can still be extremely sensitive. This is one of the reasons why it is often not yet ideal for customers to wear regular bras right away.









Emilia



3 reasons to choose our comfort bras











1. Wide straps and soft closures that don't cut into the skin ensure maximum comfort.
2. Front closure makes it easy for customers with restricted movement to put the bra on and off.
3. Integrated pockets keep breast forms and shapers securely in place.

Overview

Product name Price category	Sizes Style No. Colour	Features Material
<p>EMILIA Front Closure Soft Cup Advanced</p> 	<p>32/34; 36/38;40/42; 44/46; 48/50; 52/54 Cups: Universal</p> <p>  45013 White  45012 Blush  45014 Black </p>	<ul style="list-style-type: none"> • Light compression: underbust 9 mmHg; 15-17 mmHg when worn and fastened • Zip with hooks and eyes at the front • Perfect fit and optimal comfort thanks to seamless circular knit technology • Breathable insert on each side and along the underbust area for ventilation and extra comfort • High coverage for good support • Straps are adjustable at the back • Drain management can be attached <p>69% Cotton 25% Nylon 6% Spandex</p>
<p>HANNAH Front Closure Soft Cup Advanced</p> 	<p>XS (26/28); S (28/30); M (32/34); L (36/38); XL (38/40); 2XL (42/44); 3XL (46/48); 4XL (50/52) Cups: A/B; C/D Hook and eye fasteners: 4 rows: XS(A/B); S(A/B); M(A/B); XS(C/D) 5 rows: L(A/B); XL(A/B); S(C/D); M(C/D) 6 rows: 2XL(A/B); 3XL(A/B); 4XL(A/B); L(C/D); XL(C/D); 2XL(C/D); 3XL(C/D); 4XL(C/D)</p> <p>  2160 White </p>	<ul style="list-style-type: none"> • Comfort bra with high cotton content • Feminine lace edges at neckline • Front fastening with hook/eye <p>85% Cotton 15% Spandex</p>
<p>HANNAH Camisole Advanced</p> 	<p>XS (2/4); S (6/8); M (10/12); L (14/16); XL (18/20); 2XL (22/24); 3XL (26/28); 4XL (30) <i>Refers to clothing size</i> Cups: A/B; C/D</p> <p>  2860 White </p>	<ul style="list-style-type: none"> • Non-restrictive fit features a secure locking zipper front closure • Elastic straps fasten in front for easy access during treatment and while recovering range-of-motion • Includes two 2106 Fibrefill Post-Surgical Forms and two 2107S Repositionable Drain Pouches (also sold separately, see page 25) <p>85% Cotton 15% Spandex</p>






See pages 27 and 107 for sizing charts.

Overview







Product name Price category	Sizes Style No. Colour	Features Material
<p>MICHELLE Camisole Advanced</p> 	<p>XS (2/4); S (6/8); M (10/12); L (14/16); XL (18/20); 2XL (22/24); 3XL (26/28); 4XL (30) <i>Refers to clothing size</i></p> <p> 2105 White  2105 Sand  2105 Black</p>	<ul style="list-style-type: none"> • Comfort camisole with a high cotton content • Stretchy, elastic neckline makes it easy to put on (by stepping into it) • Includes two 2106 Fibrefill Post-Surgical Forms and two 2107S Repositionable Drain Pouches (also sold separately) <p>85% Cotton 15% Spandex</p>
<p>CLARA Front Closure Soft Cup Basic</p> 	<p>S (32–36 A, 32–34 B, 32 C) M (38–40 A, 36–38 B, 34–36 C, 32–34 D) L (42–44 A, 40–42 B, 38–40 C, 36–38 D, 34–36 DD) XL (44–46 B, 42–44 C, 40–42 D, 38–40 DD) 2XL (46 C, 44–46 D, 42–46 DD)</p> <p>Hook and eye fasteners: 5 rows: S, M 6 rows: L, XL 7 rows: 2XL</p> <p> 44743 Blush</p>	<ul style="list-style-type: none"> • Fit: Average • Bamboo fabric is soothing to sensitive skin, naturally antibacterial, breathable and moisture-wicking • Comfort Straps for optimal weight distribution • Seamless knit technology for optimal comfort <p>50% Rayon (bamboo fibres) 26% Nylon 21% Cotton 3% Spandex</p>
<p>FRANCES Front Closure Soft Cup Basic</p> 	<p>XS (28/30); S (32/34); M (36/38); L (40/42); XL (44/46); 2XL (48/50)</p> <p>Cups: A/B; C/D; DD/DDD</p> <p>Hook and eye fasteners: 4 rows: XS(A/B, C/D); S(A/B); M (A/B) 5 rows: XS (DD/DDD); S (C/D, DD/DDD) M (C/D, DD/DDD); L (A/B, C/D) XL(A/B, C/D); 2XL(A/B, C/D) 6 rows: L (DD/DDD); XL (DD/DDD) 7 rows: 2XL (DD/DDD)</p> <p> 2128 White  2128 Sand  2128 Black</p>	<ul style="list-style-type: none"> • Fit: Shallow/Average • Comfort bra with a very high cotton content • Cotton absorbs moisture, keeping the skin nice and dry <p>90% Cotton 10% Spandex</p>

See pages 27 and 107 for sizing charts.

Overview

Product name Price category	Sizes Style No. Colour	Features Material
<p>FLEUR Front Closure Soft Cup Basic</p> 	<p>XS (28/30); S (32/34); M (36/38); L (40/42); XL (44/46); 2XL (48/50)</p> <p>Cup: A/B, C/D, DD/DDD</p> <p>Hook and eye fasteners: 4 rows: XS(A/B, C/D); S(A/B); M (A/B) 5 rows: XS (DD/DDD); S (C/D, DD/DDD); M (C/D, DD/DDD); L (A/B, C/D) XL(A/B, C/D); 2XL(A/B, C/D) 6 rows: L (DD/DDD); XL (DD/DDD) 7 rows: 2XL (DD/DDD)</p> <p>  44672 White  44671 Sand  44695 Grey  44853 Black Melange* NEW </p>	<ul style="list-style-type: none"> • Fit: Shallow/Average • High percentage of cotton fabric, thus particularly kind to sensitive skin. Cotton absorbs perspiration • Padded straps ensure a high level of comfort, relieve pressure on the shoulders, avoid cutting into the skin so that lymphatic drainage is not impeded • Straps are adjustable at the back for a perfect fit <p>90% Cotton 10% Spandex</p>

BREAST FORMS AND ACCESSOIRES

<p>DRAIN POUCH Basic</p> 	<p>Approx. 15x18 cm / 5.9x7 in</p> <p>  2107S White </p>	<ul style="list-style-type: none"> • With velcro fastening to keep the pouches securely in place • Standard format and size to fit any drainage system <p>95% Cotton 5% Spandex</p>
<p>PRIFORM Basic</p> 	<p>1/2, 3/4, 5/6, 7/8, 9/10, 11/12, 13/14</p> <p>  216 Nude </p>	<ul style="list-style-type: none"> • Very soft fabric for temporary use after surgery, filled with light cotton padding for adapting the volume as desired • Soft cotton material on the back for optimal comfort <p>Front: 86% Nylon 14% Spandex Back: 100% Cotton</p>
<p>FIBREFILL FORM Basic</p> 	<p>XS (28/30); S (32/34); M (36/38); L (40/42); XL (44); 2XL (46); 3XL (48); 4XL (50); 5XL (52)</p> <p><i>Refers to bra band size</i></p> <p>  2106 White </p>	<ul style="list-style-type: none"> • An ultra-comfortable symmetry solution for immediately after surgery • Easy to adjust form to the right fullness by adding or removing fibrefill; extra fibrefill included • One per package <p>67% Cotton 30% Polyester 3% Spandex</p>

See pages 27 and 107 for sizing charts.
*while stock lasts

Important Note! A post-surgical temporary form is not a substitute for a weighted silicone breast form, which is designed for everyday use and provides the body with proper balance and spinal health.

RECOVERY CARE MEASURING TIPS

CuraSupport Comfort

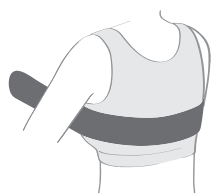
For more measuring tips, see page 106.

CuraSupport Compression

The underbust measurement is the only thing required to determine which size is required for our compression bras. There is no need to measure the chest circumference with our universal cup sizes, which stretch to fit every size thanks to the flexible material.

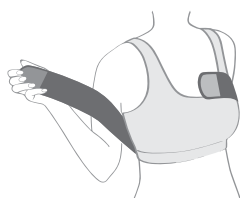
Size	cm / in	
	Underbust	
28	58–62	22¾–24½
30	63–67	24¾–26½
32	68–72	26¾–28½
34	73–77	28¾–30½
36	78–82	30¾–32½
38	83–87	32¾–34½
40	88–92	34¾–36½
42	93–97	36¾–38½
44	98–102	38½–40½
46	103–107	40½–42½
48	108–112	42½–44½
50	113–117	44½–46½
52	118–122	46½–48½
54	123–127	48½–50½
56	128–132	50½–52½
58	133–137	52½–54½

Compression Belt

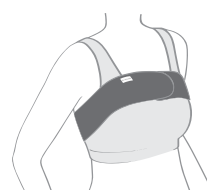


The Amoena compression belt is positioned at the back so that it sits at the same height as a bra.

Anatomical Compression Belt



The belt sits over the cleavage at the front.



The Amoena compression belt is properly in place if the Amoena logo can be clearly seen on the upper right edge.

CuraScar Garments

- Ask the customer to undress. She can keep her underwear on if it makes her more comfortable.
- Ask the patient to stand up straight, avoid tensing her stomach, and breathe normally.
- Make sure the measuring tape is in a horizontal position. The tape must not twist or slip.
- When measuring, make sure the measuring tape isn't too tight or too loose against the skin.
- Write down all the measurements you have taken and measure again.

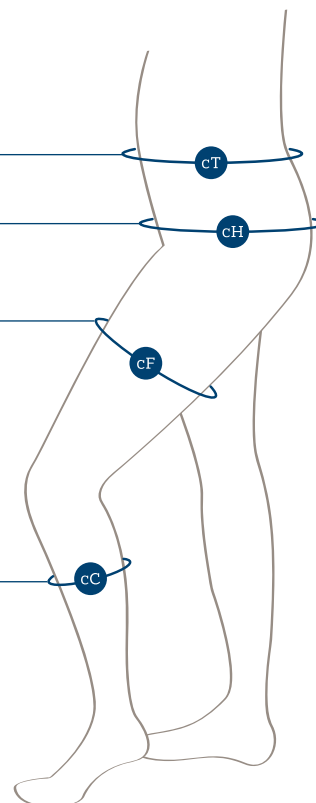
Left / Right leg

/ cm **Waist circumference**

/ cm **Hip circumference**

/ cm **Thigh circumference (mid-thigh)**

/ cm **Calf circumference (mid-calf)**



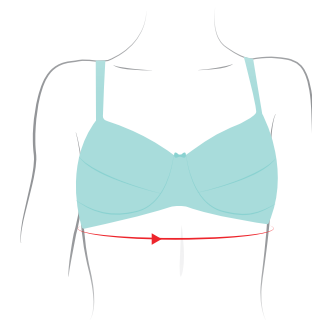
RECOVERY CARE SIZING CHART

CuraSupport Comfort and CuraLymph Comfort

For sizing, see page 107 (lingerie sizing chart)

CuraSupport Compression (seamless – Leyla, Sina, Pamela)

Size	cm / in	
	Underbust circumference	
XS 28/30	58-67 / 22-26	
S 32/34	68-77 / 27-30	
M 36/38	78-87 / 31-34	
L 40/42	88-97 / 35-38	
XL 44/46	98-107 / 39-42	
2X 48/50	108-117 / 43-46	
3X 52/54	118-127 / 47-50	
4X 56/58	128-137 / 51-54	

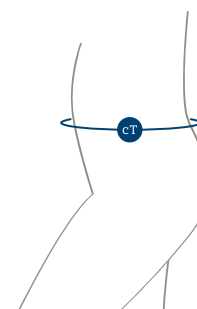


CuraSupport Garments

Belly Bandage

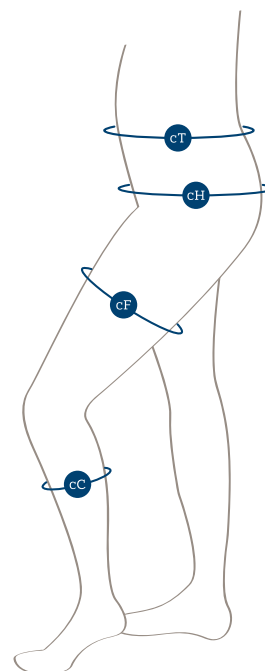
Size	cm / in	
	cT	
S/M	63-76 / 24.75-30	
L/XL	77-94 / 30.5-37	
2XL/3XL	95-112 / 37.25-44	

Height of compression Belly Bandage: 24 cm / 9.25 inch



Panty

Size	cm / in	
	cT	cH
XS	61-66 / 24-26	86-91 / 34-36
S	66-71 / 26-28	91-97 / 36-38
M	71-76 / 28-30	97-102 / 38-40
L	76-81 / 30-32	102-107 / 40-42
XL	81-89 / 32-35	107-114 / 42-45
2XL	89-99 / 35-39	114-124 / 45-49



Bermuda

Size	cm / in			
	cT	cH	cF	cC
XS	61-66 / 24-26	86-91 / 34-36	48-51 / 18.75-20	26-29 / 10.25-11.5
S	66-71 / 26-28	91-97 / 36-38	51-54 / 20-21.25	29-32 / 11.5-12.75
M	71-76 / 28-30	97-102 / 38-40	54-57 / 21.25-22.5	32-35 / 12.75-13.75
L	76-81 / 30-32	102-107 / 40-42	57-60 / 22.5-23.75	35-38 / 13.75-15
XL	81-89 / 32-35	107-114 / 42-45	60-65 / 23.75-22.5	38-41 / 15-16.25
2XL	89-99 / 35-39	114-124 / 45-49	65-70 / 25.5-27.75	41-44 / 16.25-17.5

INDEX – RECOVERY CARE

Product Name	Page	Style / Colour	Product line			
				Easy handling with limited movement	Fixation and support	Postoperative edema
Anatomical Compression Belt	16	45044 White; 45046 Rose Nude; 45045 Black	CuraSupport Compression		✓	
Anchors	21	013 Clear	CuraScar Silicones			
Belly Bandage	19	45004 Nude; 45005 Black	CuraScar Garments		✓	✓
Bermuda	19	45002 Nude; 45003 Black	CuraScar Garments		✓	✓
Clara Front Closure Soft Cup	24	44743 Rose Nude	CuraSupport Comfort	✓		
Compression Belt	16	0776N White; 0789N Black; 45043 Rose Nude	CuraSupport Compression		✓	
Emilia Front Closure Soft Cup	23	45013 White; 45012 Rose Nude; 45014 Black	CuraSupport Comfort	✓		
Fibrefill Post-Surgical Form	25	2106 White	CuraSupport Comfort			
Fleur Front Closure Soft Cup	25	44672 White; 44671 Nude; 44695 Grey Melange* 44853 Black	CuraSupport Comfort	✓		
Frances Front Closure Soft Cup	24	2128 White; 2128 Nude; 2128 Black	CuraSupport Comfort	✓		
Hannah Post-Surgical Camisole	23	2860 White	CuraSupport Comfort			
Hannah Front Closure Soft Cup	23	2160 White	CuraSupport Comfort	✓		
Leyla	15	44605 White; 44604 Rose Nude; 44606 Black	CuraSupport Compression	✓	✓	✓
Liane Top	32	44812 Sand/Light Sand; 44934 Black	CuraLymph Comfort	✓		
Linda Soft Cup	33	44811 Sand; 44936 Black	CuraLymph Comfort			
Mammilla Circles	21	012 Clear	CuraScar Silicones			
Michelle Post-Surgical Camisole	24	2105 White; 2105 Nude; 2105 Black	CuraSupport Comfort	✓		
Pamela	15	45010 White; 45009 Rose Nude; 45011 Black	CuraSupport Compression	✓	✓	✓
Panty	19	45000 Nude; 45001 Black	CuraScar Garments		✓	✓
Priform	25	216 Nude	CuraSupport Comfort			
Repositionable Drain Pouch	25	2107S White	CuraSupport Comfort			
Sarah Soft Cup	17	0778 White; 0779 Black	CuraSupport Compression	✓	✓	✓
Sina	15	45007 White; 45006 Rose Nude; 45008 Black	CuraSupport Compression	✓	✓	✓
Squares	21	011 Clear	CuraScar Silicones			
Strips	21	010(4) Clear 4-pack; 010(1) Clear 1-pack	CuraScar Silicones			
Theraport	17	2161 White	CuraSupport Compression	✓	✓	✓

*while stock lasts

Features									Sizes	Price category
Front Closure	Wider straps relieve the shoulders	Seamless knit technology	Ready for clinical use	Adhesive technology/ flat seams	Supports scar healing	No pockets	Integrated pockets	High cotton content		
✓									28-58	Advanced
					✓				230 x 145 mm (9" x 5.7")	Advanced
✓					✓				S/M, L/XL, 2XL/3XL	Premium
✓				✓	✓				S, M, L, XL, 2XL	Premium
✓	✓	✓					✓		XS, S, M, L, XL, 2XL	Basic
✓									28-58	Advanced
✓		✓					✓		32/34; 36/38; 40/42; 44/46; 48/50; 52/54 Cup: Universal	Advanced
									XS, S, M, L, XL, 2XL; 3XL; 4XL	Basic
✓	✓						✓	✓	XS, S, M, L, XL, 2XL; Cups: A/B; C/D; DD/DDD	Basic
✓	✓						✓	✓	XS, S, M, L, XL, 2XL; Cups: A/B; C/D; DD/DDD	Basic
									XS, S, M, L, XL, 2XL; 3XL; 4XL; Cups: A/B; C/D	Advanced
✓							✓	✓	XS, S, M, L, XL, 2XL; 3XL; 4XL; Cups: A/B; C/D	Advanced
✓	✓	✓	✓		✓		✓		28/30; 32/34; 36/38; 40/42; 44/46; 48/50; 52/54; 56/58 Cup: Universal	Premium
	✓	✓					✓		S, M, L, XL, 2XL	Advanced
	✓			✓			✓		S, M, L, XL, 2XL	Premium
					✓				Ø interior: 20 mm (.8"); Ø outer: 75 mm (3")	Advanced
	✓						✓	✓	XS, S, M, L, XL, 2XL; 3XL; 4XL	Advanced
✓	✓	✓	✓		✓		✓		28/30; 32/34; 36/38; 40/42; 44/46; 48/50; 52/54; 56/58 Cup: Universal	Premium
✓				✓	✓				XS, S, M, L, XL, 2XL	Premium
								✓	1/2, 3/4, 5/6, 7/8, 9/10, 11/12, 13/14	Premium
								✓	One size (approx. 15x18 cm / 5.9x7 in)	Basic
✓	✓				✓	✓		✓	34-46 A, B, C, D, DD	Advanced
✓	✓	✓	✓		✓		✓		28/30; 32/34; 36/38; 40/42; 44/46; 48/50; 52/54; 56/58 Cup: Universal	Premium
					✓				260 x 100 mm (10.25" x 4")	Advanced
					✓				260 x 35 mm (10.25" x 1.4")	Advanced
✓	✓	✓			✓		✓	✓	S, M, L, XL, 2XL	Advanced



LYMPH CARE

PORTFOLIO OVERVIEW	31
CURALYMPH COMFORT	32
CURALYMPH COMPRESSION.....	34
CURALYMPH SWIMWEAR.....	37
SIZING CHART	38
INDEX	39

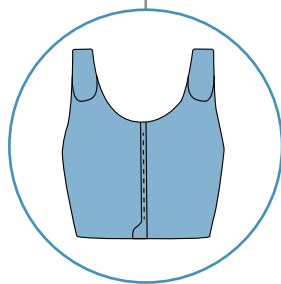


WHERE THE
FLOW BEGINS

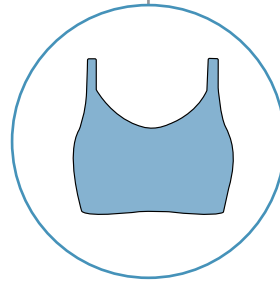


LYMPH CARE PORTFOLIO OVERVIEW

CURALYMPH



**CURALYMPH
COMPRESSION**



**CURALYMPH
COMFORT**

The Amoena Lymph Care Concept is ideal for patients after breast cancer surgery with mild lymphedema in the thoracic / chest area.

Our care concept combines products from Recovery Care, Breast Care Apparel and Breast Forms & Shapers. These product solutions complement each other perfectly and ensure holistic care.

The **CuraLymph Comfort Products** and **Breast Care Textiles** are designed to prevent blocking the lymphatic drainage, which can be caused by pressure peaks or constrictions. Together with the **Adapt Air** or our lightweight breast forms, these products are suitable for patients with mild lymphedema.

Adapt Air Breast forms & shapers



The perfect balance for maximum bra options. Easy to adjust for the ideal volume.

Our **CuraLymph Compression products** provide optimal patient care. Medical compression supports lymphatic drainage by increasing interstitial pressure. This is ideal where lymphedema has developed in the thoracic wall / chest. External pressure, in combination with movement of the thoracic area, has a positive effect on reducing the protein-rich lymph, as this pressure activates the lymphatic system.¹

¹ cf. Hansdorfer-Korzon et al., Relevance of low-pressure compression corsets in physiotherapeutic treatment of patients after mastectomy and lymphadenectomy, Patient Preference and Adherence 2016:10 1177-1187

CURALYMPH COMFORT

Lymph Care concept

The Amoena Lymph Care Concept is ideal for customers after breast cancer therapy with mild lymphedema in the thoracic / chest area. The CuraLymph Comfort Products are designed to prevent blocking the lymphatic drainage, which can be caused by pressure peaks or constrictions. Together with the Adapt Air or our lightweight breast forms, these products are suitable for customers with mild lymphedema.

Movement for well-being




After breast cancer therapy, especially if swelling occurs due to radiotherapy or lymph node removal, it is crucial to keep on moving. The right amount of exercise is essential – not too little and not too much. Exercise not only stimulates circulation but also promotes lymphatic drainage.

Products with a light shaping effect and padded, wide straps are ideal for activities.

Features

- Wide shoulder straps for high level of comfort and relief of shoulders, avoids cutting into the skin and does not impede lymphatic drainage.
- Higher sides and back for more support and a higher level of comfort
- Integrated pockets to hold breast forms and shapers in place, concealing unevenness



Product name Price category	Sizes Style No. Colour	Features Material
<p>LIANE Top Advanced</p> 	<p>S, M, L, XL, 2XL, 3XL</p> <div style="display: flex; justify-content: space-around; align-items: center;"> <div style="text-align: center;">  <p>44812 Sand/Light Sand</p> </div> <div style="text-align: center;">  <p>44934 Black NEW</p> </div> </div>	<ul style="list-style-type: none"> • High level of comfort for women with mild lymphedema • Light massage effect and microcirculation • Ideal for physical activities and to wear at night <p>56% Nylon 36% Polyester 8% Spandex</p>

See page 38 for sizing chart.

Product name Price category	Sizes Style No. Colour	Features Material
<p>LIANE Leggings Advanced</p> <p>NEW</p> 	<p>S, M, L, XL, 2XL, 3XL</p> <p>Size conversion: S - 6/8 M - 10/12 L - 14/16 XL - 18/20 2XL - 22/24 3XL - 26/28</p> <p> 44935 Black/Grey</p>	<ul style="list-style-type: none"> • Light compression leggings in ankle length • Wide knitted waistband • Ideal for physical activities in combination with Liane Top <p>56% Nylon 36% Polyester 8% Spandex</p>
<p>LINDA Soft Cup Premium</p> 	<p>S, M, L, XL, 2XL, 3XL</p> <p>4 rows: S, M, L, XL, 2XL, 3XL</p> <p> 44811 Sand  44936 Black NEW</p>	<ul style="list-style-type: none"> • Innovative bonding technology: Flat seams prevent cutting into the skin, lymphatic drainage is being supported • Innovative SensElast® technology on the side panels: maintain a light massage effect in combination with movement and microcirculation • High back closure: Good coverage, thus increased comfort <p>67% Nylon 33% Spandex</p>

See page 107 for sizing chart.

IMPORTANT TO KNOW!



SensElast® technology is an innovative 3D technology that joins materials together without seams. A wide range of effects can be achieved, from seamless finishes to textured surfaces.

CURALYMPH COMPRESSION

Compression therapy for lymphedema care

Our CuraLymph Compression products complement our existing portfolio to provide optimal patient care. Medical compression supports lymphatic drainage by increasing interstitial pressure. This is ideal where lymphedema has developed in the thoracic wall / chest. External pressure, in combination with movement of the thoracic area, has a positive effect on reducing the protein-rich lymph, as this pressure activates the lymphatic system.







Compression therapy is usually a long-term treatment and requires appropriate products, which are used by the patient if there is a medical indication, as advised by their health care professional.



Our model, Barbara, has had breast cancer surgery

Features

- Wide, adjustable straps for a high level of comfort and support
- Medically effective pressure (medical compression class 1)
- High coverage
- Textured material on skin provides a light massaging effect and microcirculation

Product name Price category	Sizes Style No. Colour	Features Material
<p>LYMPH FLOW LONG Front Closure Soft Cup Advanced</p> 	<p>S, M, L, XL, 2XL</p> <p>  44813 White  44815 Black </p>	<ul style="list-style-type: none"> • Medically effective pressure (medical compression class I: 15-18 mmHg) • High level of comfort for women with mild lymphedema • Light massage effect and microcirculation • Ideal for physical activities and during the night <p>89% Nylon 11% Spandex</p>
<p>LYMPH FLOW Front Closure Soft Cup Advanced</p> 	<p>S, M, L, XL, 2XL, 3XL</p> <p>  44814 White  44816 Black </p>	<ul style="list-style-type: none"> • Medically effective pressure (medical compression class I: 18-21 mmHg) • Innovative bonding technology • Flat seams prevent cutting into the skin, lymphatic drainage is being supported • Innovative SensElast® technology on the side panels: Maintain a light massage effect in combination with movement and microcirculation • High padded back closure: Good coverage, thus increased comfort • Front closure with zipper and magnetic closure, ideal for patients with sensory issues or neuropathy in the fingers <p>50% Nylon 38% Silicone 11% Spandex 1% Polypropylene</p>





See page 38 for sizing chart.

EXPERT TIP:

Lymph Flow Front Closure Soft Cup is ideal for breast edema, or if increased compression is required. Through daily wear and washing, the material adapts to the body.

Lymph Flow Long Front Closure Soft Cup has high-functioning concealment, which is most suitable for edema on the thoracic wall and/or dorsal, proximal or axillary emphasized edema.







Overview

Product name Price category	Sizes Style No. Colour	Features Material
<p>LYMPH FLOW Pressure Pad Basic</p> 	<p>One size – 100 x 110 mm / 3.9 x 4.3 in</p> <p> 020 Clear</p>	<ul style="list-style-type: none"> • Silicone pad, rectangular (medical grade silicone, biocompatibility tested according to ISO 10993) • Ideal as an insert into the garment to increase pressure when required, to support localised edema therapy • Textured surface encourages a light massage effect and supports the loosening of fibrous tissue, as well as a light massage of the scars • Washable and reusable – easy to clean for daily use <p>90% Polydimethylsiloxane 10% Thermoplastic Polyurethane (TPU)</p>
<p>NEW LYMPH FLOW Breast Shell Advanced</p> 	<p>One size</p> <p> 030 Clear</p>	<ul style="list-style-type: none"> • Silicone breast shell (medical grade silicone, biocompatibility tested according to ISO 10993) ideal as an insert in compression garment, which increases pressure and supports edema therapy in the breast area • Structured surface provides a massaging effect and stimulates microcirculation, thereby supporting the loosening of fibrotic tissue with a light scar massage • Washable and reusable – easy to clean for daily use <p>100% Polydimethylsiloxan, 100% medical silicone (Biocompatibility tested according to ISO 10993)</p>

CURALYMPH SWIMWEAR

Sizing charts
see page 107.

Overview

Product name Price category	Sizes Style No. Colour	Features Material
<p>LAGOS Tankini Premium</p> 	<p>8-26 B, C, D, DD</p>  <p>71666 Black/Multi</p>	<ul style="list-style-type: none"> • Close fit and use of special fabric provides a slight shaping effect • High neckline hides scarring • High neckline and back with wide straps for additional comfort, relieving the shoulders so as not to hinder lymphatic flow • Ideal for larger sizes  <p>68% Nylon 32% Spandex</p>
<p>LAGOS Swim Bermuda Premium</p> 	<p>8-26</p>  <p>71667 Black</p>	<ul style="list-style-type: none"> • Classic black can be worn with other tops in the collection • Use of special fabric provides a slight shaping effect • Bermuda length for better coverage • Seamless finish at the leg hem so as not to hinder lymphatic drainage  <p>68% Nylon 32% Spandex</p>

Product colours may vary slightly from those shown in the photos.

EXPERT TIP:

Exercise is very important to help prevent and/or relieve lymphedema. Swimming is particularly helpful – the pressure of the water and the movement stimulate lymphatic drainage.

LYMPH CARE SIZING CHART

CuraLymph Comfort

For sizing, see page 107 (lingerie sizing chart)

CuraLymph Compression

	Cup	Measurements based on a body height of 5'-5'6"											
Size	-	XS	S	S	M	M	L	L	XL	XL	2XL	2XL	3XL
Underbust measurement in inches	-	25-26	27-28	29-30	31-32	33-35	36-38	39-41	42-44	45-46	47-49	50-52	53-55
Underbust measurement (bra band)	-	30	32	34	36	38	40	42	44	46	48	50	52
Overbust measurement in inches results in the corresponding cup size	A	30-31	32-33	34-35	36-37	38-39	40-41	42-43	44-45	46-47	48-49	50-51	52-53
	B	31-32	33-34	35-36	37-38	39-40	41-42	43-44	45-46	47-48	49-50	51-52	53-54
	C	32-33	34-35	36-37	38-39	40-41	42-43	44-45	46-47	48-49	50-51	52-53	54-55
EU international size in the corresponding cup size and breast form size	A	-	S (2)	S (3)	M (4)	M (5)	L (6)	L (7)	XL (8)	XL (9)	2XL (10)	2XL (11)	3XL (12)
	B	-	S (3)	S (4)	M (5)	M (6)	L (7)	L (8)	XL (9)	XL (10)	2XL (11)	2XL (12)	3XL (13)
	C	-	S (4)	M (5)	M (6)	L (7)	L (8)	XL (9)	XL (10)	2XL (11)	2XL (12)	3XL (13)	-

Sizes based on body height of 5'5"-5'8"												
Underbust measurement	24¾-26¼	24¾-26¼	28¾-30¼	30¾-32¼	32¾-34¼	34¾-36¼	36¾-38¼	38½-40¼	40½-42	42½-44	44½-46	46½-48
	↓	↓	↓	↓	↓	↓	↓	↓	↓	↓	↓	↓
Corresponding band size	30	32	34	36	38	40	42	44	46	48	50	52

Cup size with corresponding garment size

A			S	S	M	M	L	L	XL	XL	2XL	2XL
B	XS	S	S	M	M	L	L	XL	XL	2XL	2XL	3XL
C	XS	S	S	M	M	L	L	XL	XL	2XL	2XL	3XL
D	S	S	M	M	L	L	XL	XL	2XL	2XL	3XL	3XL

INDEX – LYMPH CARE

Style	Page	Style No. Colour							Sizes	Price category
			Medical grade pressure	Massage effect	Front Closure	Wide straps to encourage lymph flow	Seamless knit technology	Adhesive technology / flat seams		
Lagos Tankini	37	71666 Black/Multi				✓			8–26 B, C, D, DD	Premium
Lagos Swim Bermuda	37	71667 Black							8–26	Premium
Liane Top	32	44812 Sand/Light Sand; 44934 Black		✓		✓	✓		S–3XL	Advanced
Liane Leggings	33	44935 Black/Grey		✓		✓			S–3XL	Advanced
Linda Soft Cup	33	44811 Sand; 44936 Black		✓		✓			S–3XL	Premium
Lymph Flow Front Closure Soft Cup	35	44814 White; 44816 Black	✓		✓	✓		✓	S–3XL	Advanced
Lymph Flow Long Front Closure Soft Cup	35	44813 White; 44815 Black	✓		✓	✓	✓		S–2XL	Advanced
Lymph Breast Shell	36	030 Clear		✓					One size	Advanced
Lymph Pressure Pad	36	020 Clear		✓					One size	Basic

BREAST FORMS AND SHAPERS

OUR TECHNOLOGIES & INNOVATIVE BREAST CARE	42
BALANCE – BREAST SHAPERS PORTFOLIO OVERVIEW	44
BALANCE ADAPT AIR	46
BALANCE CONTACT	46
BALANCE NATURA	47
BALANCE ESSENTIAL	47
SIZING & SIZING CHART	48
INDEX	50
BREAST FORMS PORTFOLIO OVERVIEW	52
CUSTOM-MADE BREAST FORM (Coming Soon)	54
ADAPT AIR	56
CONTACT	60
ENERGY	62
NATURA	64
ESSENTIAL	66
ACCESSORIES	68
SIZING & SIZING CHART	70
INDEX	72

WHERE
CONFIDENCE
GROWS



BREAST FORMS AND SHAPERS

Custom: custom made breast form

(Balance) Adapt Air: with adjustable back

(Balance) Contact: with a self-adhesive back

Energy: with breathable back

(Balance) Natura: with temperature-regulating back

(Balance) Essential: for Basic care

SURGERY METHOD

MASTECTOMY

Does the woman have an uneven chest wall or uneven scar tissue?

↓ NO

Does the woman have weight fluctuations and/or lymphedema?

↓ NO

Is there any scar pain?

↓ NO

Does the woman have neck or back problems?
Does she wish to have direct adhesion to the chest wall?

↓ NO

Does the woman perspire a lot?

↓ NO

Adapt Air
Contact
Energy
Natura
Essential

↓ YES

Energy

↓ YES

Adapt Air
Custom

↓ YES

Adapt Air
Contact

↓ YES

Adapt Air
Natura

↓ YES

Contact

BCS

Does the woman have an uneven chest wall or uneven scar tissue?

↓ NO

Does the woman wish to have direct adhesion to the chest wall?

↓ NO

Balance Adapt Air
Balance Natura
Balance Essential

↓ YES

Balance Contact

↓ YES

Balance Adapt Air
Custom

OUR TECHNOLOGIES

Constant innovation and setting new standards are driving forces at Amoena. In close cooperation with doctors, medical retailers and women who have had breast surgery, we continuously develop new technologies to optimally respond to patient needs after breast surgery.



Easy adaptation thanks to innovative air chamber technology

Innovative air chamber technology allows the volume to be adjusted so that a close fit can be achieved, even on an uneven chest wall, enabling the form to be adjusted to the individual needs of your customers at any time.



Flexible, individually adjustable back

Particularly close fit even with uneven chest wall.



Soft and natural thanks to InTouch silicone

A special silicone formulation combined with a smooth and soft film creates a breast form that is as natural as possible in appearance and feel.



Relief and natural comfort from self-adhesive forms

The Amoena Contact breast forms adhere directly to the skin. Amoena Contact silicone keeps its adhesion with correct care over the entire life span of the breast form.



Natural look with natural feel

A combination of lightweight and standard silicone that looks, feels and moves like a real breast. For a lightweight breast form with an ultra-soft feeling and a natural-looking drape.



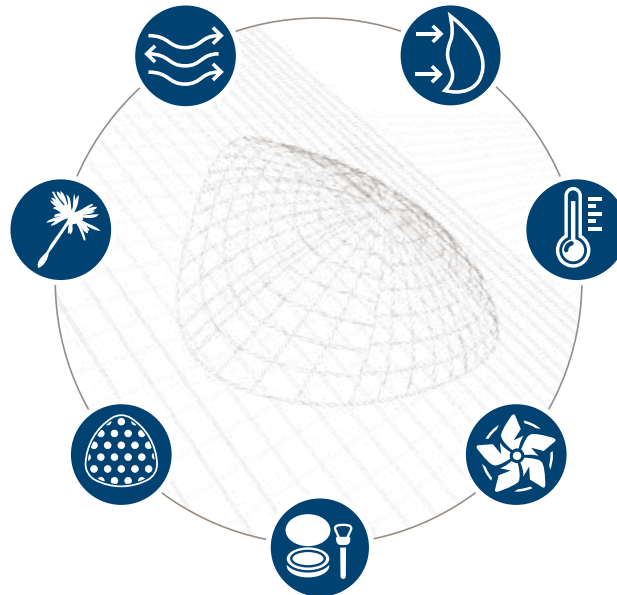
Temperature equalization from Comfort+ technology

The Comfort+ technology ensures constant and gentle temperature regulation between the body and form. In this way, it prevents unpleasant heat build-up under the form.



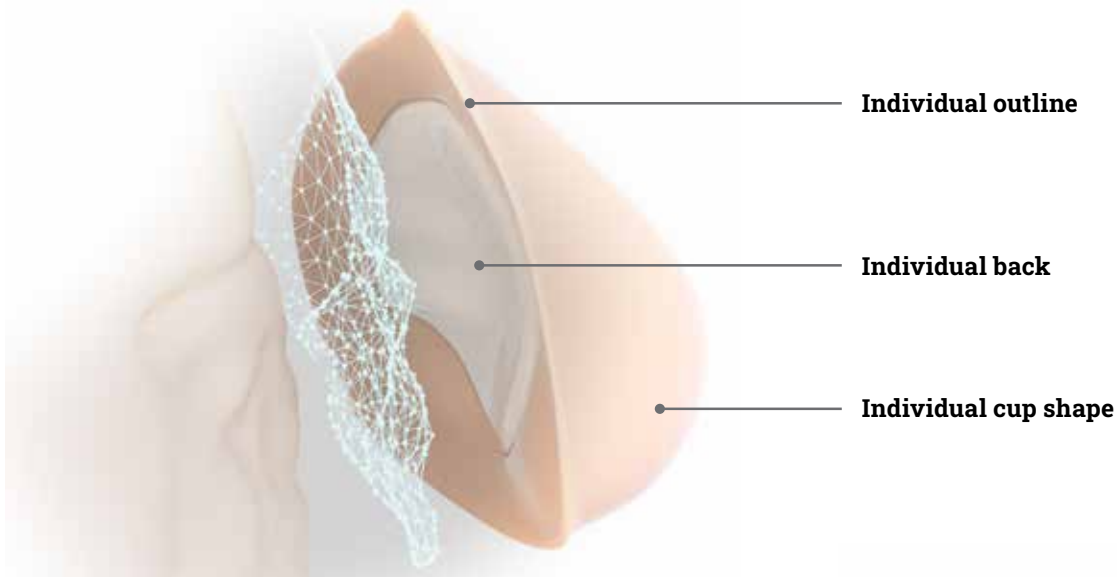
Integrated air circulation

A structure consisting of three-dimensional pearls on the back of the form ensures air circulation and allows moisture to evaporate. This has been confirmed by Hohenstein Laboratories in Germany after extensive testing.



INNOVATIVE BREAST CARE

Custom-made breast form



Adapt Air breast form



Flexible, individually adjustable back

Particularly close fit even with uneven chest wall.



Comfort+ technology

For less heat build-up and perspiration behind the breast form

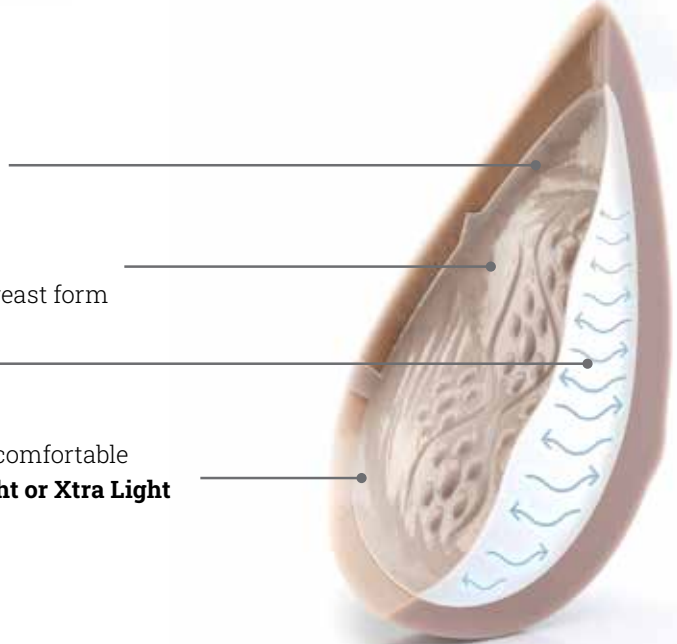


Air chamber technology

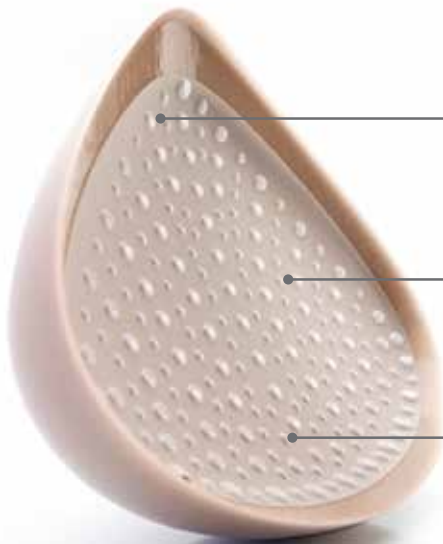
Precisely and individually adjustable in volume



Matte-soft **special film** and **Premium silicone** for a comfortable wearing feeling. Lightweight thanks to **InTouch Light or Xtra Light silicone** (25% to 40% lighter)



Contact breast form



Comfort+ technology

For less heat build-up and perspiration behind the breast form



Matte-soft **special film** and **Premium silicone** for a comfortable wearing feeling



Lightweight thanks to **InTouch Light silicone** (25% lighter)

BALANCE – BREAST SHAPERS

PORTFOLIO OVERVIEW

Amoena breast shapers balance out asymmetry after breast-conserving therapy, breast reconstruction, multiple biopsies, or in the case of natural uneven breast development. The soft silicone shapers fit snugly against the natural curves of the remaining breast tissue and fill the bra cup for a symmetrical silhouette, preventing tension, improving posture and correcting muscular imbalances.

BALANCE ADAPT AIR

Breast shaper with an adjustable back (page 46)

Premium



BALANCE CONTACT

Breast shaper with a self-adhesive back (page 46)

Premium



- **Invisible** – fine edges ensure a natural fit between the shaper and the body
- **Versatile** – various shapes, sizes and thicknesses available for optimal Customization
- **Simple** – required thickness can be determined using our simple, tried-and-tested cup difference method

BALANCE NATURA

Breast shaper with a temperature-regulating back (page 47)

Advanced



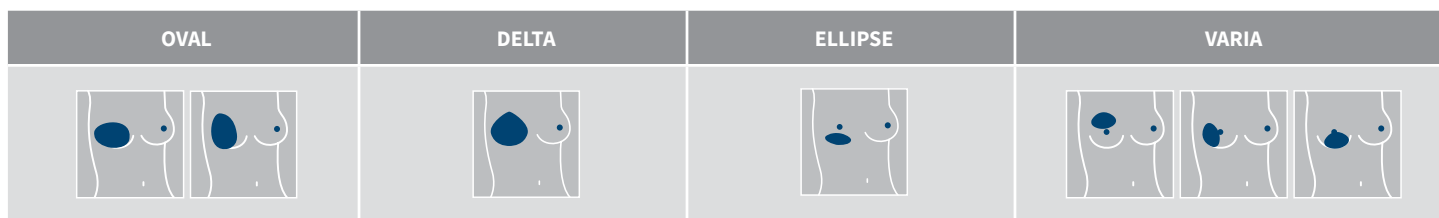
BALANCE ESSENTIAL

Breast shaper for Basic care (page 47)

Basic



BALANCE – BREAST SHAPERS



BALANCE ADAPT AIR

Breast shaper with an adjustable back

- Precisely and individually adaptable thanks to integrated AirChamber Technology – the perfect fit every time, even for customers who experience weight fluctuations or swelling due to lymphedema.
- Sits close to the body thanks to flexible, adjustable back
- Fine volume adjustment offers greater flexibility when choosing a bra
- *Comfort+* technology reduces heat and perspiration



Premium



Image	Product name	Style No.	Shape	Thickness	Suitable for cup difference	Sizes	Colour	Layers
	Balance Adapt Air MD	233	Delta	Medium/Volume (adjustable)	1–2 cm and > 2 cm 3/8"–3/4" and > 3/4"	2–12	Ivory	3
	Balance Adapt Air SV	234	Varia	Special shape	Cup difference method not applicable	S–XL	Ivory	3

BALANCE CONTACT

Breast shaper with a self-adhesive back

- Adapts especially well to the movement of the body
- Stays firmly in place
- *Comfort+* technology reduces heat and perspiration



Image	Product name	Style No.	Shape	Thickness	Suitable for cup difference	Sizes	Colour	Layers
	Balance Contact MD	229	Delta	Medium	1–2 cm or 3/8"–3/4"	2–12	Ivory	2
	Balance Contact VD	230	Delta	Volume	> 2 cm or 3/4"	3/4–9/10	Ivory	2
	Balance Contact SV	286	Varia	Special shape	Cup difference method not applicable	S–XL	Ivory	2

BALANCE NATURA

Advanced

Breast shaper with a temperature-regulating back

- *Comfort+* technology reduces heat and perspiration



Image	Product name	Style No.	Shape	Thickness	Suitable for cup difference	Sizes	Colour	Layers
	Balance Natura TO	227	Oval 	Thin	< 1 cm or 3/8"	S-XL	Ivory	2
	Balance Natura TD	217	Delta 	Thin	< 1 cm or 3/8"	1-10	Ivory	2
	Balance Natura MD	220	Delta 	Medium	1-2 cm or 3/8"-3/4"	2-12	Ivory	2
	Balance Natura VD	222	Delta 	Volume	> 2 cm or 3/4"	3/4-9/10	Ivory	2
	Balance Natura Light VD	221	Delta 	Volume, 25% lighter	> 2 cm or 3/4"	3/4-11/12	Ivory	2
	Balance Natura SE	231	Ellipse 	Special shape	Cup difference method not applicable	S-XL	Ivory	2
	Balance Natura SV	285	Varia 	Special shape	Cup difference method not applicable	S-XL	Ivory	2

Basic

BALANCE ESSENTIAL

Breast shaper that provides the Basic care needed for a symmetrical appearance



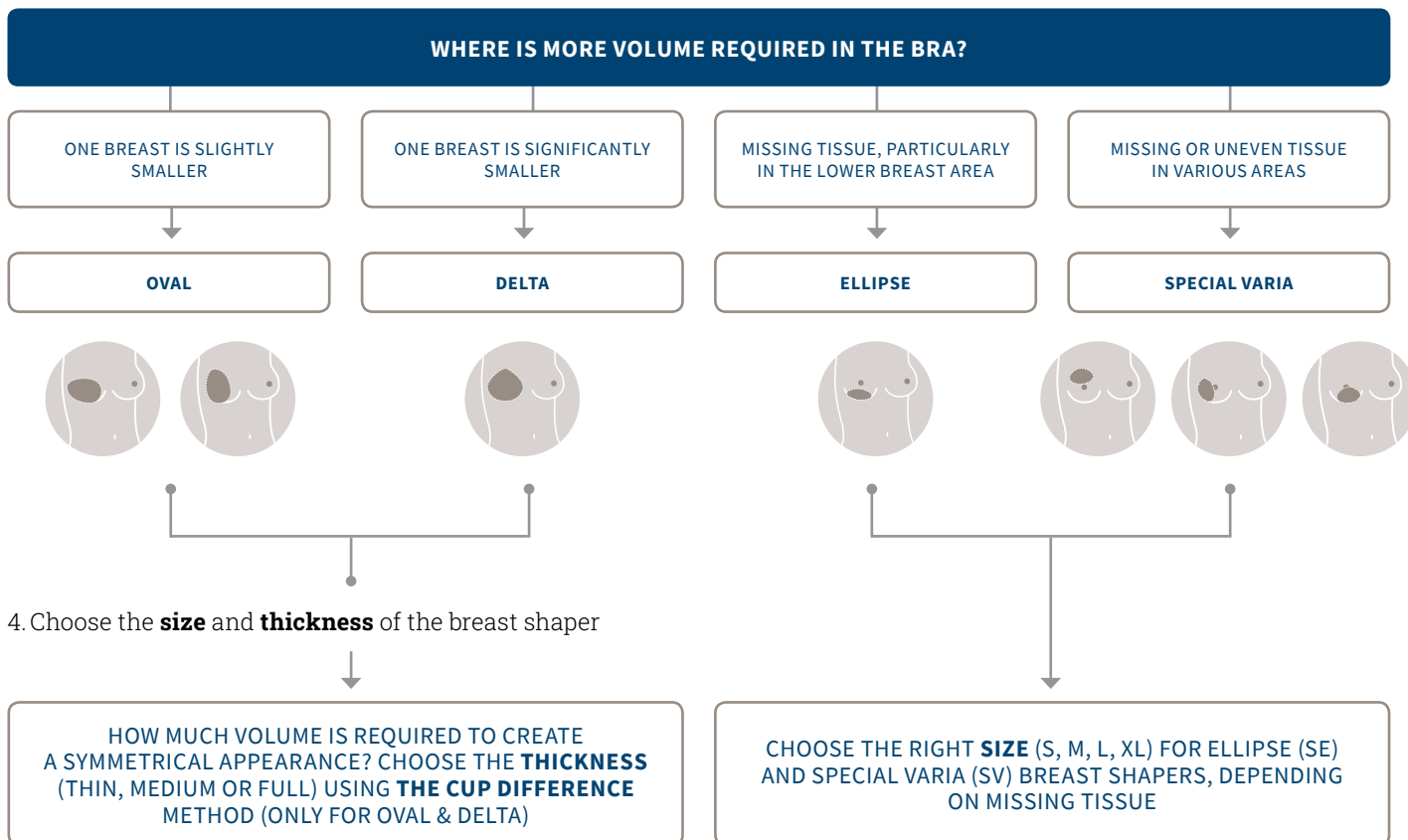
Image	Product name	Style No.	Shape	Thickness	Suitable for cup difference	Sizes	Colour	Layers
	Balance Essential TO	228	Oval 	Thin	< 1 cm or 3/8"	S-XL	Ivory	1
	Balance Essential TD	218	Delta 	Thin	< 1 cm or 3/8"	1-10	Ivory	1
	Balance Essential MD	223	Delta 	Medium	1-2 cm or 3/8"-3/4"	2-12	Ivory Tawny 4-10	1
	Balance Essential VD	225	Delta 	Volume	> 2 cm or 3/4"	3/4-9/10	Ivory	1
	Balance Essential Light VD	224	Delta 	Volume, 25% lighter	> 2 cm or 3/4"	3/4-11/12	Ivory Tawny 3/4 - 9/10	1
	Balance Essential SE	232	Ellipse 	Special shape	Cup difference method not applicable	S-XL	Ivory	1

Sizing chart, fitting tips and advice regarding the cup difference method on page 48 and 49.

BALANCE – BREAST SHAPERS SIZING

Find the perfect breast shaper in 4 steps

1. First, find **the right sized bra** for your patient (see the fitting guide on page 106).
2. Ask about your **patient's specific requirements** to determine which product range you need (see care concepts on page 41).
3. Determine which **shape** your patient needs (Oval, Delta, Ellipse or Special Varia).

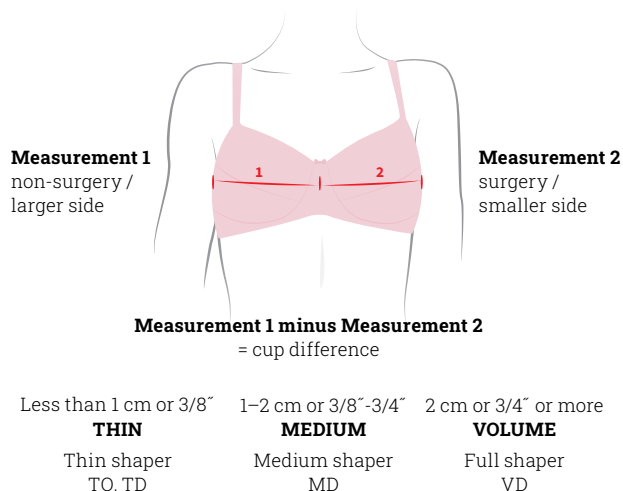


CUP DIFFERENCE METHOD (CD)

The cup is measured from the centre front of the bra (at the sternum) to the side seam.

1. Measure the fullest part of the cup on the non-surgery / larger side (**Measurement 1**)
2. Measure the fullest part of the cup on the surgery / smaller side (**Measurement 2**)
3. Subtract **Measurement 2** (surgery / smaller side) from **Measurement 1** (non-surgery / larger side)
4. The result is the cup difference (CD), which will help you to determine the thickness you need (Thin, Medium, or Full)

TIP: Use the metric side of your tape measure and measure in centimeters (cm). This will give you the most accurate measurement.



BALANCE – BREAST SHAPER SIZING CHART

Find the right size for breast shapers:

Cup size	Underbust measurement											
AA	32	34	36	38	40	42	44	46	48	50	52	
A	30	32	34	36	38	40	42	44	46	48	50	52
B		30	32	34	36	38	40	42	44	46	48	50
C			30	32	34	36	38	40	42	44	46	48
D				30	32	34	36	38	40	42	44	46
DD					30	32	34	36	38	40	42	44
DDD						30	32	34	36	38	40	42
G									34	36	38	40
Shaper Delta	1	2	3	4	5	6	7	8	9	10	11	12
Shaper Oval, Ellipse, Varia			S		M		L		XL			
Balance Aqua Wave	1/2		3/4		5/6		7/8		9/10		11/12	



Cup difference method	Shape	Shaper size											
CD < 1 cm or 3/8" › Thin shaper	Oval			S		M		L		XL			
	Delta	1	2	3	4	5	6	7	8	9	10		
CD 1-2 cm or 3/8" - 3/4" › Medium shaper	Delta		2	3	4	5	6	7	8	9	10	11	12
CD ≥ 2 cm or 3/4" › Full shaper	Delta			3/4		5/6		7/8		9/10		11/12	

The CD method cannot be used for Ellipse and Varia shapers.

Balance Premium FIT KIT 245

Our Premium Fit Kit includes 15 breast shapers in different sizes and thicknesses to help you find the right breast shaper for your patient and keep your stock to a minimum.


Style	Product name	Sizes
227	Balance Natura TO	M, L
217	Balance Natura TD	3, 5
220	Balance Natura MD	4, 8
231	Balance Natura SE	M, L
285	Balance Natura SV	S
221	Balance Natura Light VD	5/6, 9/10
230	Balance Contact VD	7/8
286	Balance Contact SV	L
233	Balance Adapt Air MD	6
234	Balance Adapt Air SV	M

Includes Adapt Air Pump, use and care instructions, and overview of the whole Balance portfolio



INDEX – BALANCE BREAST SHAPERS

Thickness		Thin		Medium
Cup difference		< 1 cm or 3/8"		1 – 2 cm or 3/8" – 3/4"
Shape		Oval 	Delta 	Delta 
Premium	BALANCE ADAPT AIR	-	-	233 Balance Adapt Air MD Sizes: 2–12
	BALANCE CONTACT	-	-	229 Balance Contact MD Sizes: 2–12
Advanced	BALANCE NATURA	-	-	-
		227 Balance Natura TO Sizes: S–XL	217 Balance Natura TD Sizes: 1–10	220 Balance Natura MD Sizes: 2–12
Basic	BALANCE ESSENTIAL	-	-	-
		228 Balance Essential TO Sizes: S–XL	218 Balance Essential TD Sizes: 1–10	223 Balance Essential MD Sizes: 2–12 Sizes Tawny: 4–10
ADDITIONAL SHAPERS		150 Balance Aqua Wave Sizes: 1/2–11/12		

Volume	Special	
≥ 2 cm or 3/4"		
Delta 	Ellipse 	Varia 
-	-	234 Balance Adapt Air SV Sizes: S–XL
230 Balance Contact VD Sizes: 3/4–9/10	-	286 Balance Contact SV Sizes: S–XL
221 Balance Natura Light VD Sizes: 3/4–11/12	-	-
222 Balance Natura VD Sizes: 3/4–9/10	231 Balance Natura SE Sizes: S–XL	285 Balance Natura SV Sizes: S–XL
224 Balance Essential Light VD Sizes: 3/4–11/12 Sizes Tawny: 3/4–11/12	-	-
225 Balance Essential VD Sizes: 3/4–9/10	232 Balance Essential SE Sizes: S–XL	-



BREAST FORMS

PORTFOLIO OVERVIEW

NEW CUSTOM (coming soon)

Custom-made breast form for an individual fit
(page 54–55)

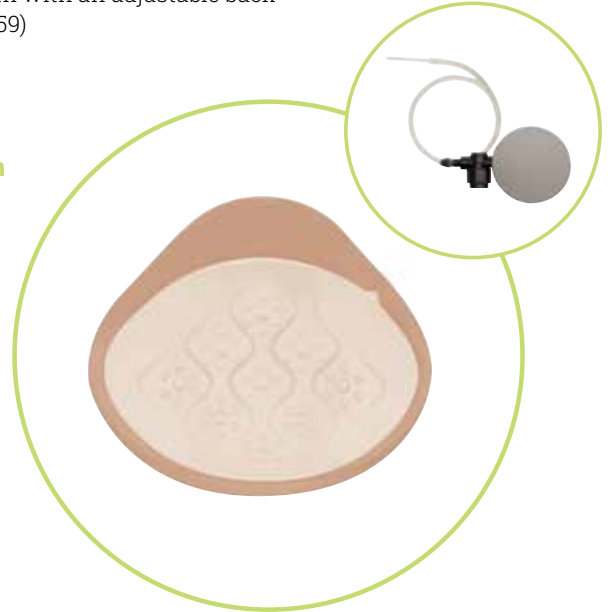
Premium



ADAPT AIR

Breast form with an adjustable back
(page 58–59)

Premium



NATURA

Breast form with a temperature-regulating back
(page 64–65)

Advanced



ESSENTIAL

Breast form that provides the basic care needed
for a symmetrical appearance
(page 66–67)

Basic



CONTACT

Breast form with a self-adhesive back
(page 60–61)


Premium



ENERGY

Breast form with a breathable back
(page 62–63)

Advanced



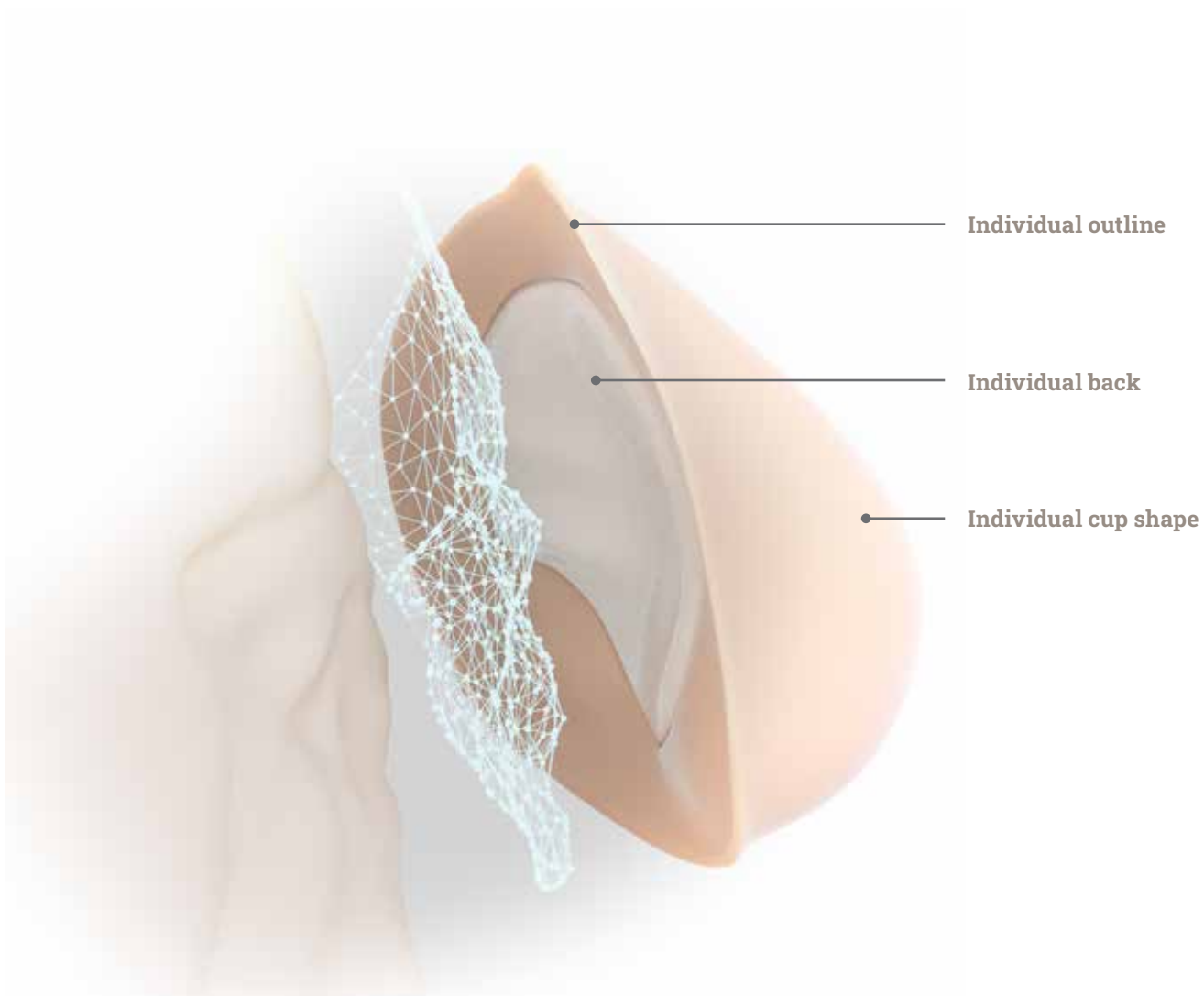
COMING
SOON

CUSTOM-MADE BREAST FORM

Premium

The perfect fit, specially made according to your customer's needs

Amoena Custom Forms represent the leading standard in custom breast care and feature the latest 3D-scan technology to fit the individual requirements and body shape of your customer. This breast form is the ideal solution when it's not possible to find an ideal fit using a standard breast form, whether after a mastectomy or breast-conserving operation.



- **Individual fit:** The footprint, back and cup are all specially tailored to your customer's body.
- **Colour:** Choose between a lighter (ivory) or darker (tawny) skin tone.
- **Nipples:** Choose the ideal nipple from our collection of adhesive nipples in various colours.
- **3 weight options available:**
 - Standard: Regular weight
 - Light: ~25% lighter¹
 - Xtra Light: ~40% lighter¹

Select further product features for customized care according to the needs of your customer.



LEARN MORE

¹ Compared to a breast form made of standard silicone of the same shape and size.

CHOOSE FROM THESE DIFFERENT OPTIONS²:

Custom +

Made from InTouch silicone

- InTouch silicone covered with a special coating for an extra soft and natural feel

Recommended for women who:

- Are looking for a simple, custom-made breast form for a symmetrical silhouette



Custom ++

With a temperature-regulating back

- InTouch silicone covered with a special coating for an extra soft and natural feel
- *Comfort+* technology reduces overheating and perspiration

Recommended for women who:

- Experience hot flashes due to menopause or medication



Custom +++

With an adjustable back

- InTouch silicone covered with a special coating for an extra soft and natural feel
- *Comfort+* technology reduces overheating and perspiration
- Integrated AirChamber technology for individual adjustment in the event of slight weight fluctuations or lymphedema, providing optimal flexibility when choosing a bra

Recommended for women who:

- Experience hot flashes due to menopause or medication
- Experience weight fluctuations (and the resulting fluctuations in cup size)
- Experience other size fluctuations due to lymphedema



Custom +++

With a self-adhesive back

- InTouch silicone covered with a special coating for an extra soft and natural feel
- *Comfort+* technology reduces overheating and perspiration
- Self-adhesive back for relief of the shoulder and neck area

Recommended for women who:

- Have pain in the shoulder/neck area
- Have been diagnosed with lymphedema



Contact our experts to discuss personalized breast care options

Offer your customers expert advice and a comprehensive range of products for optimal care, and receive training. For more information, contact your Account Manager or Customer Service.

CONTACT US



By phone

(905) 826-9693
1-866-583-1513
(905) 826-0938 (fax)
1-866-583-1524 (fax)



By email

kim.burgess@amoena.com
(Western Canada, Manitoba, Central/Southern Ontario)
sharon.steward@amoena.com
(Northern Ontario, Quebec, Eastern Canada)

² Depending on the size/shape of the custom-made breast form, some technologies may not be available.

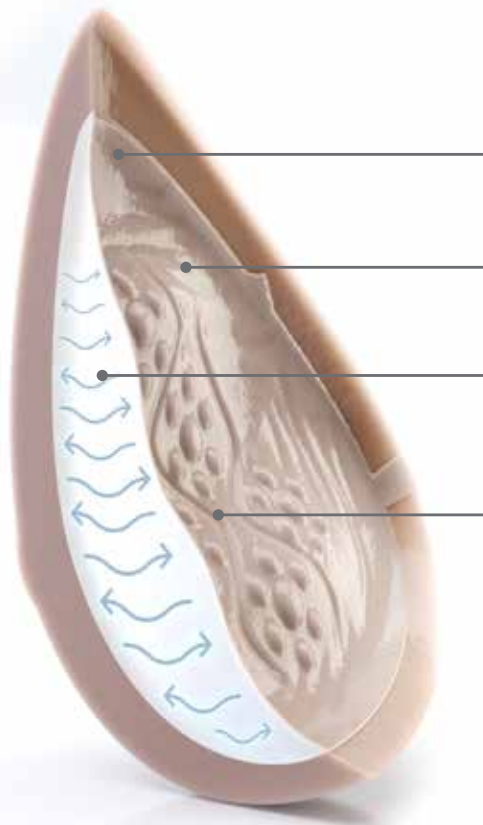


UNIQUE HIGHLIGHTS

As the industry leader in high-quality medical breast care solutions, we are continuously setting new technological standards. Our comprehensive research and innovative developments ensure the highest quality. Amoena breast forms have been proven to have the most natural feel globally – which is of paramount importance.

Adapt Air Breast Form

Customization for a perfectly symmetrical silhouette – **the gold standard in breast care.** Our innovative and award-winning **AirChamber Technology** within the Adapt Air Breast Form, allows easy volume adjustments for a perfect fit. A simple adjustment to the volume can distinctly help with weight fluctuations, uneven scar tissue, or lymphedema.



Flexible, individually adjustable back

Particularly close fit even with uneven chest wall.



Comfort+ technology

For less heat build-up and perspiration behind the breast forms



Air chamber technology

Precisely and individually adjustable in volume



Matte soft **outer film** and **Premium silicone** for a comfortable wearing feeling. Lightweight thanks to **InTouch Light** or **Xtra Light silicone** (25% to 40% lighter)

Our innovative product designs have been awarded recognition by:



reddot winner 2020



ADAPT AIR

Premium

Breast form with an adjustable back



ADAPT AIR triple-layer breast form



Soft, matte polyurethane (PU) film and premium-quality silicone guarantee a pleasant feel



Comfort+

Reduces heat and perspiration beneath the breast form



AirChamber Technology

- Precisely and individually adaptable thanks to integrated AirChamber Technology – the perfect fit every time, even for customers who experience weight fluctuations or swelling due to lymphedema
- Fine volume adjustment offers greater flexibility when choosing a bra
- Lightweight: InTouch Light and Xtra Light silicone make the breast form 25-40% lighter



Flexible, individually adjustable back

Particularly close fit even with uneven chest wall.

PARTICULARLY SUITABLE FOR WOMEN WHO:

- have uneven scar tissue
- experience weight fluctuations (and the resulting fluctuations in cup size)
- have swelling from lymphedema



reddot winner 2020



WEIGHT OPTIONS



25% lighter



40% lighter



TUTORIAL

Overview

Image	Product name	Style No.	Cup form ¹	Weight	Shape ²	Sizes	Layers	Colour*
	Adapt Air Xtra Light 1S^N	328	 1-Shallow	40% lighter	 S	1-14	3	Ivory
	Adapt Air Xtra Light 2S^N	326	 2-Medium	40% lighter	 S	1-14	3	Ivory Tawny
	Adapt Air Light 1S^N	329	 1-Shallow	25% lighter	 S	1-14	3	Ivory
	Adapt Air Light 2S^N	327	 2-Medium	25% lighter	 S	1-14	3	Ivory
	Adapt Light 3A <i>Moldable back; no air chamber</i>	376	 3-Volume	25% lighter	 A	4-12 L/R	2	Ivory

For fitting tips and sizing chart see page 70–71.

1) OVERVIEW OF CUP FORMS:

- 1 – Shallow:** Concave silhouette, natural shape with additional volume in the lower cup area and a flatter upper cup; women with a large underbust tend to have a shallow cup form
- 2 – Average:** Wider basic form, even silhouette, main volume concentrated in the upper and mid-cup area
- 3 – Full:** Convex silhouette, main volume concentrated in the upper and mid-cup area; women with a small underbust tend to have a full cup form

2) OVERVIEW OF FORMS:

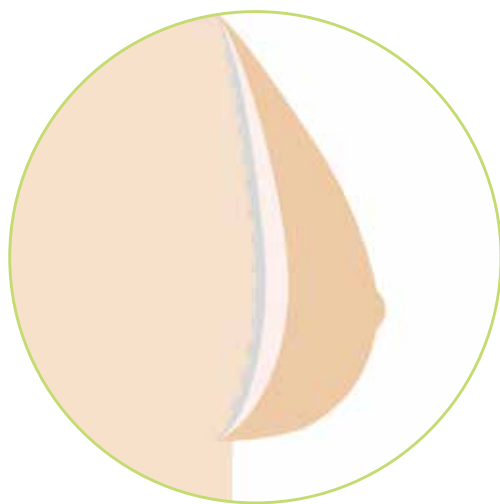
- S = Symmetrical:** Can be worn on the left and right side interchangeably
- A = Asymmetrical:** Specifically designed to be worn on the left or right side respectively. Extended form to compensate for missing tissue under the arm
- E = Extra:** Specifically designed to be worn on the left or right side respectively. Particularly suitable for women with a smaller cup size and fuller breast shape

*Light and Xtra Light forms have a more muted colour.

CONTACT

Premium

Breast form with a self-adhesive back



CONTACT triple-layer breast form



Soft, matte polyurethane (PU) film and premium-quality silicone guarantee a pleasant feel



Comfort+

Reduces heat and perspiration behind the breast form



Contact

- Adapts to body movements just like a natural breast
- Provides relief for neck and shoulders as it adheres directly to the chest wall
- Offers more flexibility when choosing clothes

PARTICULARLY SUITABLE FOR WOMEN WHO:

- suffer from shoulder/neck pain
- have a larger cup size
- have lymphedema

WEIGHT OPTIONS



Full weight



















20% lighter



TUTORIAL

Overview

Image	Product name	Style No.	Cup form ¹	Weight	Shape ²	Sizes	Layers	Colour*
	Contact Light 2S	380C	 2–Average	25% lighter	 S	1–14	3	Ivory
	Contact Light 3S	385C	 3–Full	25% lighter	 S	0–10	3	Ivory
	Contact 1S	384C	 1–Shallow	full weight	 S	1–14	3	Ivory
	Contact 2S	381C	 2–Average	full weight	 S	1–12	3	Ivory
	Contact 2A	383C	 2–Average	full weight	 A	0–12 L/R	3	Ivory
	Contact 3S	382C	 3–Volume	full weight	 S	0–10	3	Ivory Tawny*
	Contact 3E	386C	 3–Volume	full weight	 E	1–14 L/R	3	Ivory Tawny

For fitting tips and sizing chart see page 70–71.

1) OVERVIEW OF CUP FORMS:

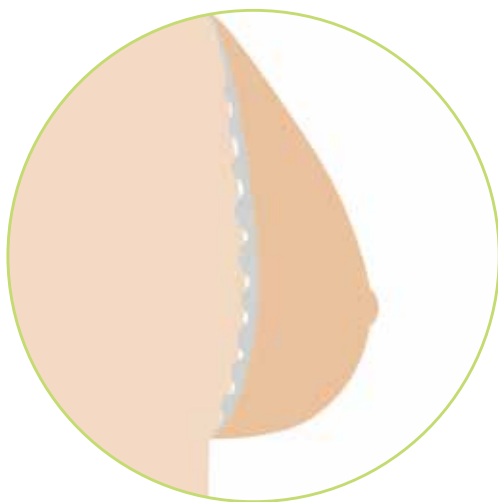
- 1 – Shallow:** Concave silhouette, natural shape with additional volume in the lower cup area and a flatter upper cup; women with a large underbust tend to have a shallow cup form
- 2 – Average:** Wider basic form, even silhouette, main volume concentrated in the upper and mid-cup area
- 3 – Full:** Convex silhouette, main volume concentrated in the upper and mid-cup area; women with a small underbust tend to have a full cup form

2) OVERVIEW OF FORMS:




- S = Symmetrical:** Can be worn on the left and right side interchangeably
- A = Asymmetrical:** Specifically designed to be worn on the left or right side respectively. Extended form to compensate for missing tissue under the arm
- E = Extra:** Specifically designed to be worn on the left or right side respectively. Particularly suitable for women with a smaller cup size and fuller breast shape

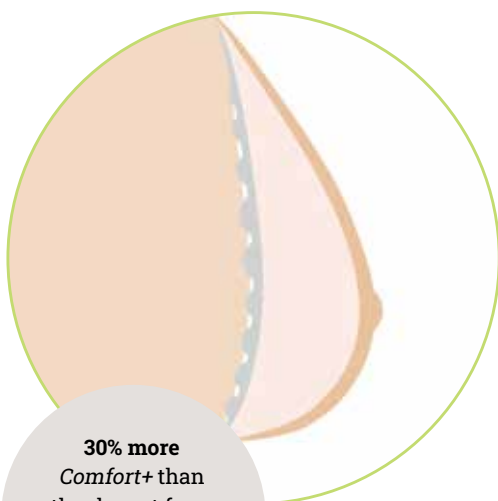
*Light and Xtra Light forms have a more muted colour.

Breast form with a breathable back





Energy triple-layer breast form

-  Soft, matte polyurethane (PU) film and premium-quality silicone guarantee a pleasant feel
-  **Comfort+**
Reduces heat and perspiration behind the breast form
-  **3D pearls**
Ensure optimal air circulation and allow moisture to evaporate



Energy Cosmetic triple-layer breast form

-  **Comfort+**
Reduces heat and perspiration behind the breast form
- +**
-  **Cosmetic**
Lightweight form with a natural appearance

30% more
Comfort+ than
other breast forms
for even better
temperature
regulation

PARTICULARLY SUITABLE FOR WOMEN WHO:

- experience hot flashes due to menopause or medication
- have a tendency to perspire in hotter temperatures
- are active in fitness/sports

WEIGHT OPTIONS



Full weight



20% lighter



25% lighter

Overview

Image	Product name	Style	Cup form ¹	Weight	Shape ²	Sizes	Layers	Colour*
	Energy Light 2S	342S	 2–Average	25% lighter	 S	1–14	3	Ivory Tawny
	Energy Light 2U	341S	 2–Average	25% lighter	 U	1–14	3	Ivory
	Energy Cosmetic 2S	310	 2–Average	20% lighter	 S	1–14	3	Ivory
	Energy Cosmetic 3S	311	 3–Full	25% lighter	 S	1–12	3	Ivory
	Energy 1S	349S	 1–Shallow	full weight	 S	1–12	3	Ivory

For fitting tips and sizing chart see page 70–71.

1) OVERVIEW OF CUP FORMS:

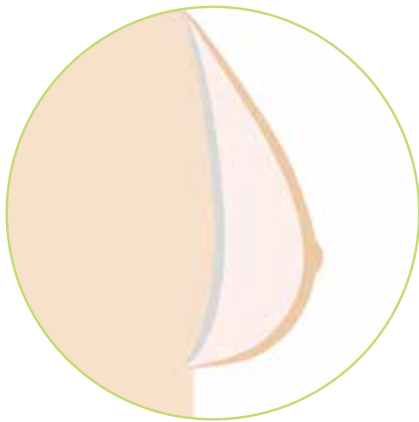
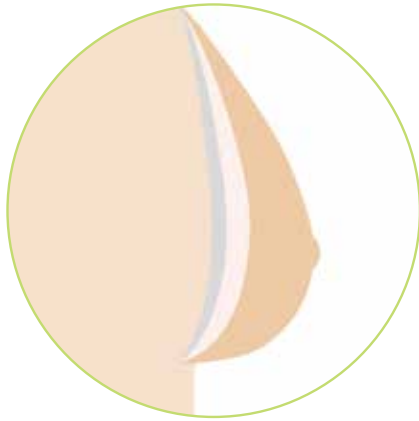

- 1 – Shallow:** Concave silhouette, natural shape with additional volume in the lower cup area and a flatter upper cup; women with a large underbust tend to have a shallow cup form
- 2 – Average:** Wider basic form, even silhouette, main volume concentrated in the upper and mid-cup area
- 3 – Full:** Convex silhouette, main volume concentrated in the upper and mid-cup area; women with a small underbust tend to have a full cup form

2) OVERVIEW OF FORMS:

- S = Symmetrical:** Can be worn on the left and right side interchangeably
- A = Asymmetrical:** Specifically designed to be worn on the left or right side respectively. Extended form to compensate for missing tissue under the arm
- E = Extra:** Specifically designed to be worn on the left or right side respectively. Particularly suitable for women with a smaller cup size and fuller breast shape
- U = Universal:** Specifically designed to be worn on the left or right side respectively. Extended form to compensate for missing tissue under the arm or along the sternum (can be rotated accordingly)

*Light and Xtra Light forms have a more muted colour.

Breast form with a temperature-regulating back.



NATURA double-layer breast form



Soft, matte polyurethane (PU) film and premium-quality silicone guarantee a pleasant feel



Comfort+

Reduces heat and perspiration behind the breast form

PARTICULARLY SUITABLE FOR WOMEN WHO:

- have soft breast tissue (Natura 1S and 3E)
- want or need a very light breast form (Natura Xtra Light)

NATURA triple-layer breast form



Soft, matte polyurethane (PU) film and premium-quality silicone guarantee a pleasant feel



Comfort+

Reduces heat and perspiration behind the breast form



Soft gel back

Sits comfortably against sensitive scar tissue

or



Cosmetic

Lightweight form with a natural appearance

PARTICULARLY SUITABLE FOR WOMEN WHO:

- have sensitive scar tissue

WEIGHT OPTIONS



Full weight



20% lighter



25% lighter



40% lighter

Overview

Image	Product name	Style	Cup form ¹	Weight	Shape ²	Sizes	Layers	Colour*
	Natura Xtra Light 1S^N	401	 1-Shallow	40% lighter	S 	1-14	2	Ivory
	Natura Xtra Light 2S^N	400	 2-Average	40% lighter	S 	1-17	2	Ivory Tawny
	Natura Light 1S^N	402	 1-Shallow	25% lighter	S 	1-14	3	Ivory
	Natura Light 1S	664	 1-Shallow	25% lighter	S 	1-14	3	Ivory
	Natura Light 2S	390	 2-Average	25% lighter	S 	1-17	3	Ivory Tawny
	Natura Light 2A	392	 2-Average	25% lighter	A 	0-14 L/R	3	Ivory
	Natura Light 3S	391	 3-Full	25% lighter	S 	0-12	3	Ivory
	Natura Light 3A	373N	 3-Full	25% lighter	A 	4-12 L/R	3	Ivory Tawny
	Natura Cosmetic 2S	320	 2-Average	20% lighter	S 	1-14	3	Ivory
	Natura Cosmetic 2S^N	323	 2-Average	20% lighter	S 	1-14	3	Ivory
	Natura Cosmetic 3E	322	 3-Full	20% lighter	E 	1-14 L/R	3	Ivory
	Natura 1S	396	 1-Shallow	full weight	S 	1-14	2	Ivory
	Natura 3E	397	 3-Full	full weight	E 	1-14 L/R	2	Ivory

For fitting tips and sizing chart see page 70 and 71.

1) OVERVIEW OF CUP FORMS:


- 1 - Shallow:** Concave silhouette, natural shape with additional volume in the lower cup area and a flatter upper cup; women with a large underbust tend to have a shallow cup form
- 2 - Average:** Wider basic form, even silhouette, main volume concentrated in the upper and mid-cup area
- 3 - Full:** Convex silhouette, main volume concentrated in the upper and mid-cup area; women with a small underbust tend to have a full cup form

2) OVERVIEW OF FORMS:

- S = Symmetrical:** Can be worn on the left and right side interchangeably
- A = Asymmetrical:** Specifically designed to be worn on the left or right side respectively. Extended form to compensate for missing tissue under the arm
- E = Extra:** Specifically designed to be worn on the left or right side respectively. Particularly suitable for women with a smaller cup size and fuller breast shape

*Light and Xtra Light forms have a more muted colour.

Breast form that provides the basic care your customer needs for a symmetrical appearance



Single-layer breast form



Soft, matte polyurethane (PU) film and high-quality silicone guarantee a pleasant feel

Standard and lightweight breast forms to create a symmetrical appearance and restore a feminine silhouette

High-quality basic care typically covered by health insurance

PARTICULARLY SUITABLE FOR WOMEN WHO:

- have undergone mastectomy
- and wish to recreate a symmetrical appearance

WEIGHT OPTIONS



Full weight



25% lighter

Overview

Image	Product name	Style	Cup form ¹	Weight	Shape ²	Sizes	Layers	Colour*
	Essential Light 1S^N	314	 1-Shallow	25% lighter	 S	1-14	1	Ivory
	Essential Light 2S	442	 2-Average	25% lighter	 S	1-17	1	Ivory Tawny
	Essential Light 2A	356	 2-Average	25% lighter	 A	0-14 L/R	1	Ivory
	Essential Light 3E	556	 3-Full	25% lighter	 E	1-14 L/R Tawny 4-14 L/R	1	Ivory Tawny
	Essential 1S	630	 1-Shallow	Full weight	 S	1-12	1	Ivory
	Essential 2A	353	 2-Average	Full weight	 A	0-12 L/R	1	Ivory
	Essential 2E	474	 2-Average	Full weight	 E	0-12 Tawny 0-12	1	Ivory Tawny
	Essential 3S	363	 3-Full	Full weight	 S	0-12	1	Ivory

For fitting tips and sizing chart see page 70 and 71.

1) OVERVIEW OF CUP FORMS:

- 1 - Shallow:** Concave silhouette, natural shape with additional volume in the lower cup area and a flatter upper cup; women with a large underbust tend to have a shallow cup form
- 2 - Average:** Wider basic form, even silhouette, main volume concentrated in the upper and mid-cup area
- 3 - Full:** Convex silhouette, main volume concentrated in the upper and mid-cup area; women with a small underbust tend to have a full cup form

2) OVERVIEW OF FORMS:

- S = Symmetrical:** Can be worn on the left and right side interchangeably
- A = Asymmetrical:** Specifically designed to be worn on the left or right side respectively. Extended form to compensate for missing tissue under the arm
- E = Extra:** Specifically designed to be worn on the left or right side respectively. Particularly suitable for women with a smaller cup size and fuller breast shape

*Light and Xtra Light forms have a more muted colour.

ACCESSORIES

Additional breast forms and accessories





Image	Product name	Style	Special features	Material	Form*	Size	Colour
	Aqua Wave Swim Form	149	Blue transparent silicone form for water activities. Structured back allows water and air to pass through. Comes with waterproof bag		S	1-14	Blue transparent
	Balance Aqua Wave Swim Form	150	Blue transparent silicone shaper for water activities. Structured back allows water and air to pass through. Comes with waterproof bag		S	1/2, 3/4, 5/6, 7/8, 9/10, 11/12	Blue transparent
	Self-adhesive Nipples	136 Ivory, 137 Almond 138 Bronze 139 Tawny	Supple, self-adhesive silicone. For use with our breast forms and shapers. Also suitable to wear on reconstructed breasts or nipples. Includes a 30ml bottle of Amoena Soft Cleanser for cleaning	2 pcs including 30ml Soft Cleanser	-	S (1-3/8") M (1-9/16") L (2")	-
	Demo Kit Self-adhesive Nipples	134 Kit	Demo Kit with nipples in each colour and size to help customers determine which model they need (display and educational tool only; not for resale)	Kit with 12 nipples	-	-	-
	Amoena Soft Cleanser	08703	Specially developed for cleaning the adhesive surface of self-adhesive Amoena products (Contact breast forms, Contact breast shapers and nipples). No oil-based ingredients. Also suitable for cleaning non-adhesive breast forms		-	150 ml	-
	Amoena Soft Brush	08903	Specially developed for Amoena products. Very soft, round bristles that do not damage the adhesive surface	1 pc	-	-	-
	Adapt Air Pump	070	Replacement pump for Adapt Air breast forms	1 unit in a polybag including instructions for use	-	-	-

Image	Product name	Style No.	Special features	Material	Form*	Size	Color
	Breast Form Cover	160	Protects breast forms, seamless front, soft fabric, opening on the back. Hand wash in warm water. Designed for symmetrical breast forms 2S and 3S	1 unit in a polybag including instructions for use	-	1-17	Ivory
	Contact Back Pad and Foils		Back pads make it possible to wear the Contact breast form in a bra pocket. The foils protect the adhesive back while they are being stored. Different shapes available for different breast form sizes	Includes 1 back pad and 2 foils	-	-	-
	for items 380, 381 (2S)	172			-	-	-
	L/R for item 386 (3E)	171			-	-	-
	L/R for item 383 (2A)	170			-	-	-
	for item 384 (1S)	167			-	-	-
	for item 382, 385 (3S)	168			-	-	-




Contact Back Pad Sizing Chart

FORM STYLE	BACK PAD STYLE	Back Pad Size	Breast Form Size														
			0	1	2	3	4	5	6	7	8	9	10	11	12	13	14
386C	171 L/R			1	1	3	3	5	5	7	7	9	9	11	11	13	13
385C	168			3	3	3	5	5	7	7	9	9	11	11	11		
384C	167			1	1	3	3	5	5	7	7	9	9	11	11	13	13
383C	170 L/R		1	1	1	3	3	5	5	7	7	10	10	12	12		
382C	168			3	3	3	5	5	7	7	9	9	11	11	11		
381C	172			3	3	3	5	5	7	7	9	9	11	11	11		
380C	172			3	3	3	5	5	7	7	9	9	11	11	11	13	13













BREAST FORMS – SIZING

Find the perfect breast form in 4 steps

1. First, find **the right sized bra** for your patient (see the fitting guide on page 106).
2. Ask about your **patient's specific requirements** to determine which product range you need (see care concepts on page 41).
3. Determine the **cup form** required for the bra (**1 = Shallow, 2 = Medium, 3 = Full**)
Cup form refers to the shape of the breast or cup size in the bra.

1 = Shallow breast form	2 = Average breast form	3 = Full breast form
		
1 = Shallow cup form	2 = Average cup form	3 = Full cup form
More volume in the lower cup area	More volume overall	More volume in the upper cup area

4. Determine the breast form shape (**S = Symmetrical, A = Asymmetrical, E = Asymmetrical Extra**)

Symmetrical					Asymmetrical		Asymmetrical Extra	
								
1S	1S ^N	2S	2S ^N	3S	2A		3E	
								
Same volume					Axilla extension		Outer lower breast area	

TIP: For bilateral women, an asymmetrical form will provide her with the most natural looking shape and silhouette.

BREAST FORMS – SIZING CHART





This table helps you find the **right breast form size** based on **bra size**. Try out the breast form with a T-shirt to find out whether you've found the right fit.





Example: If the patient's bra size is 42, this corresponds to a size 9 breast form

Cup size	Underbust measurement																	
AA	30	32	34	36	38	40	42	44	46	48	50	52						
A	28	30	32	34	36	38	40	42	44	46	48	50	52					
B			30	32	34	36	38	40	42	44	46	48	50	52				
C				30	32	34	36	38	40	42	44	46	48	50	52			
D					30	32	34	36	38	40	42	44	46	48	50	52		
DD						30	32	34	36	38	40	42	44	46	48	50	52	
DDD							30	32	34	36	38	40	42	44	46	48	50	52
G										34	36	38	40	42	44	46	48	50
Overview of sizes																		
	0	1	2	3	4	5	6	7	8	9	10	11	12	13	14	15*	16*	17*
Priform sizes																		
		1/2	3/4	5/6	7/8	9/10	11/12	13/14										

Sizing chart also applies to the Aqua Wave Swim Form.

INDEX – BREAST FORMS

Product line		Weight	1 = Shallow cup form	
			Symmetrical	
			 1S  1S ^N	 2S  2S ^N
Premium	CUSTOM Custom-made breast form	Xtra Light – 40% lighter Light – 25% lighter Standard	Individual fit: The contour, back and cup form are precisely and specially created for her body.	
	ADAPT AIR	Xtra Light – 40% lighter	328 Adapt Air Xtra Light 1S ^N	326 Adapt Air Xtra Light 2S ^N
		Light – 25% lighter	329 Adapt Air Light 1S ^N	327 Adapt Air Light 2S ^N
		Light – 25% lighter	–	–
	CONTACT	Light – 25% lighter	–	380C Contact Light 2S
		Full Weight	384C Contact 1S	381C Contact 2S
	Advanced	ENERGY	Light – 25% lighter	–
Weight-reduced – 20% lighter			–	310 Energy Cosmetic 2S
Full Weight			349S Energy 1S	–
NATURA		Xtra Light – 40% lighter	401 Natura Xtra Light 1S ^N	400 Natura Xtra Light 2S ^N
		Light – 25% lighter	402 Natura Light 1S ^N	390 Natura Light 2S
			664 Natura Light 1S	
		Weight-reduced – 20% lighter	–	320 Natura Cosmetic 2S 323 Natura Cosmetic 2S ^N
		Full Weight	396 Natura 1S	–
Basic		ESSENTIAL	Light – 25% lighter	314 Essential Light 1S ^N
	Full Weight		630 Essential 1S	
ADDITIONAL SHAPERS		149 Aqua Wave Swim Form	216 Priform	

2 = Average cup form		3 = Full cup form	
Asymmetrical	Extra Universal	Symmetrical	Asymmetrical Extra
 2A 3A	 2E 2U	 3S	 3E (L/R) 3A (L/R)
A choice of product features available depending on indication: <ul style="list-style-type: none"> • Three weight options: Standard, Lightweight, Xtra Light • Temperature-equalizing <i>Comfort+</i> technology • Adjustable volume Air Chamber (Adapt Air) technology • Self-adhesive back (Contact) technology 			
-	-	-	-
-	-	-	-
-	-	-	376 Adapt Light 3A <i>Moldable back; no air chamber</i>
-	-	385C Contact Light 3S	-
383C Contact 2A		382C Contact 3S	386C Contact 3E
-	341S Energy Light 2U	-	-
-		-	-
-		-	-
-	-	-	-
392 Natura Light 2A	-	391 Natura Light 3S	373N Natura Light 3A
-	-	-	322 Natura Cosmetic 3E
-	-	-	397 Natura 3E
356 Essential Light 2A	-	-	556 Essential Light 3E
353 Essential 2A	474 Essential 2E	363 Essential 3S	-






LINGERIE AND SWIMWEAR

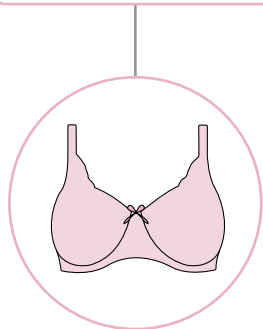
PORTFOLIO OVERVIEW	75
EXCLUSIVES AMOENA SPECIAL GARMENTS & MATERIALS	76
LINGERIE	78
ELEGANT	78
CLASSIC	82
SEAMLESS	88
HIGH NECKLINE	94
ACTIVE	96
WELLNESS	98
SWIMWEAR	100
FITTING GUIDE	104
SIZING CHART	106
PERFECT FIT	107
INDEX	110

WHERE EVERYDAY
LIFE CONTINUES

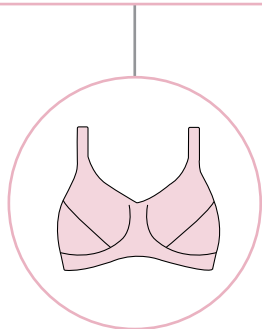


LINGERIE AND SWIMWEAR PORTFOLIO OVERVIEW

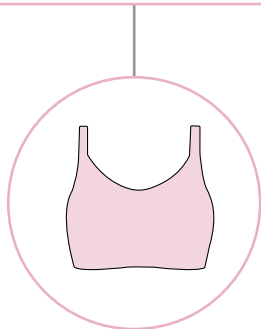
LINGERIE



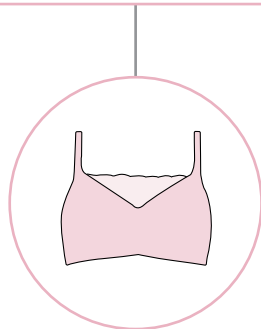
ELEGANT



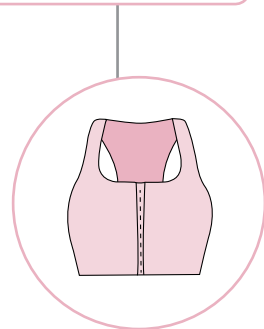
CLASSIC



SEAMLESS

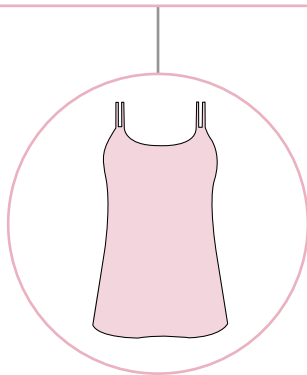


**HIGH
NECKLINE**

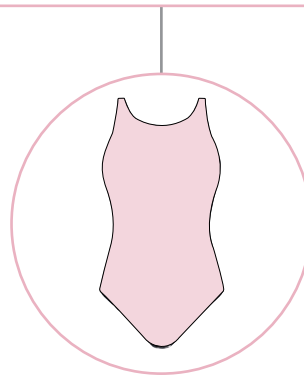


ACTIVE

WELLNESS



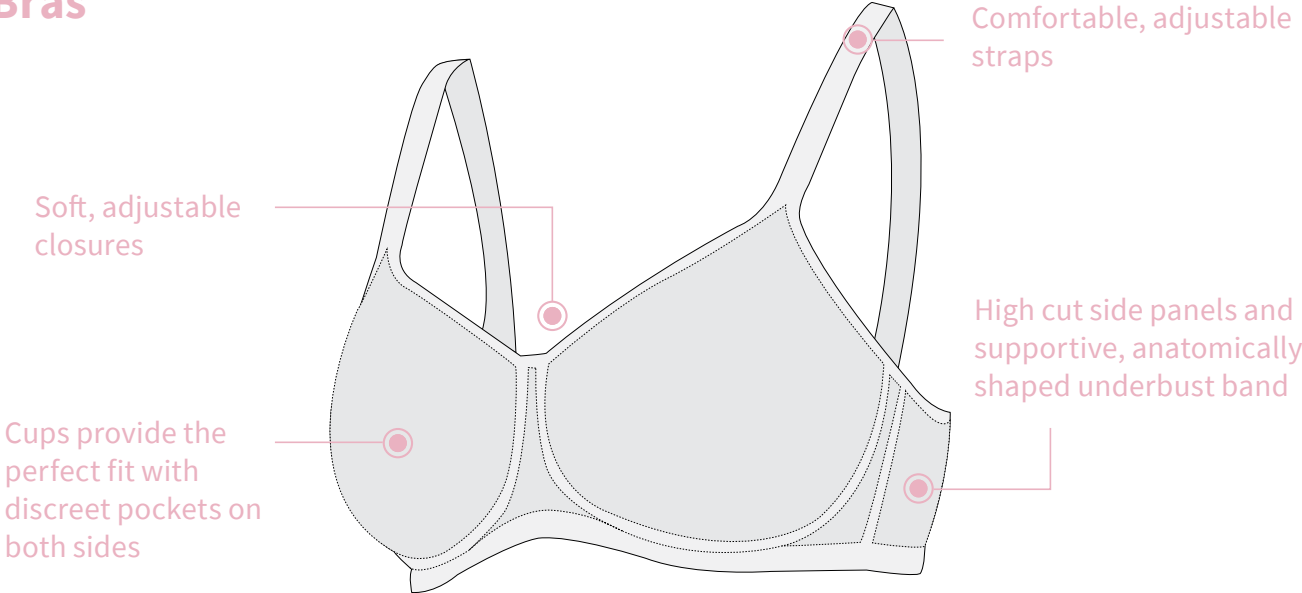
SWIMWEAR



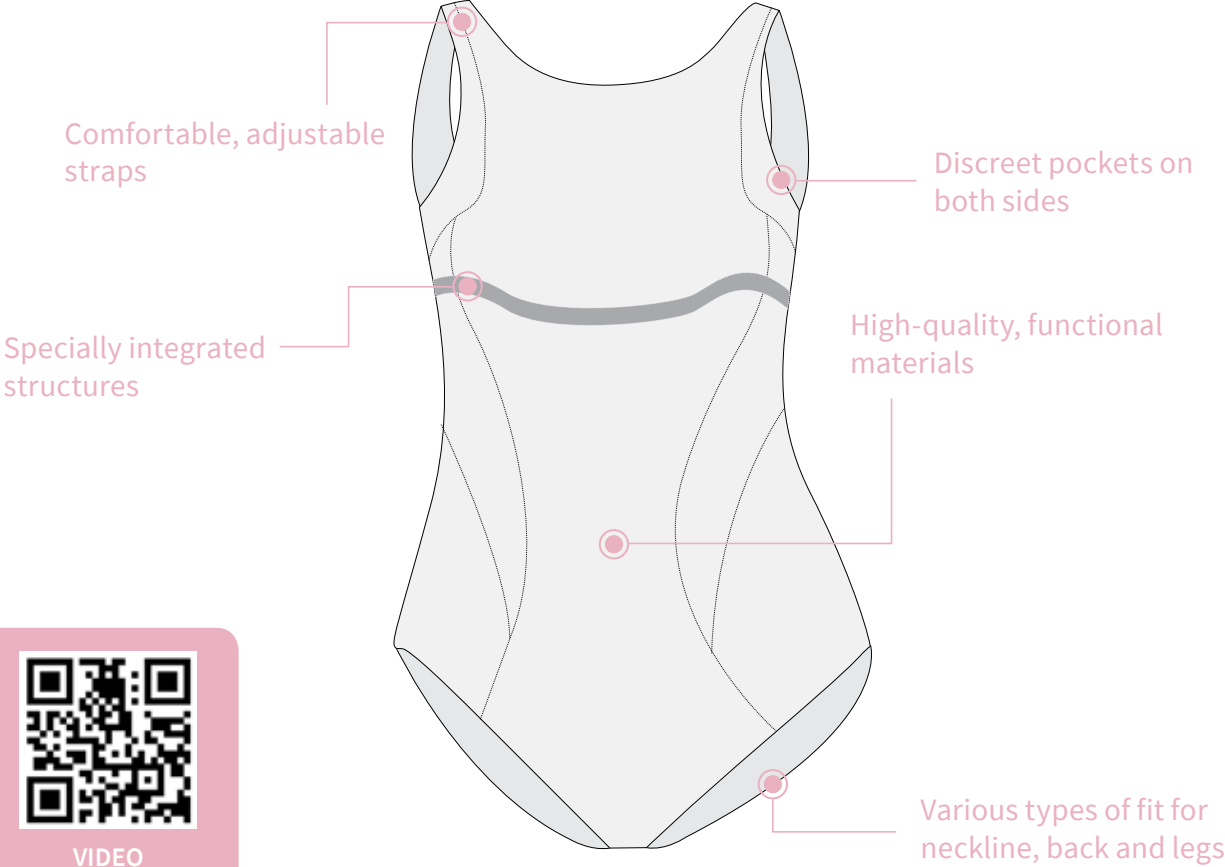
EXCLUSIVES

AMOENA SPECIAL GARMENTS

Bras



Swimwear



MATERIALS

Our special bras and swimwear are made with only the highest quality materials.



OEKO-TEX®

OEKO-TEX® STANDARD 100 is one of the world's best-known labels for textiles tested for harmful substances. The OEKO-TEX® testing institutes use it for the globally standardized certification of the safety of textile products in terms of human health. This involves subjecting not only the textiles themselves, but also upstream products and all the components of the product to thorough testing. Products that pass this test are permitted to bear the label "OEKO-TEX® STANDARD 100 – Textiles you can trust." The certification is valid for one year. We only use materials certified by OEKO-TEX® in our production process.




TENCEL™ Modal

- TENCEL™ Modal fibres are derived from wood grown under controlled, sustainable forestry conditions
- These fibres are produced through an innovative process with low environmental impact
- TENCEL™ fibres are very soft and breathable
- TENCEL™ is a trademark of Lenzing AG



Bamboo

- Bamboo is a renewable resource
- It is an environmentally friendly fibre thanks to its lower water consumption, fast regrowth and pesticide-free cultivation
- The bamboo cellulose is manufactured by a viscose process and the resulting fibres can be processed into various textiles. Materials can be lightweight, breathable and have natural antibacterial properties.



LYCRA® XTRA LIFE™

- LYCRA® XTRA LIFE™ Spandex ensures long lasting fit and shape retention
- It is up to 10x more resistant to harmful effects of the swim environment like suntan lotion, heat and chlorine than unprotected Spandex
- Swimwear looks like new for longer
- LYCRA® XTRA LIFE™ is a trademark of The LYCRA Company

ELEGANT

Our model, Karin, has had breast cancer surgery

This feminine lingerie adorned with pretty lace, looks great and is comfortable too.



Alina
Padded Soft Cup

FEATURES

- Eye-catching styles featuring plenty of lace
- Customizable styles that can be personalized
- Comfortable and adjustable with elastic straps
- Lightly padded hook and eye fastening for additional comfort
- Wide range of sizes up to 44 DD

BRA FEATURES



Underwire



Soft Cup



Cut and Sewn
Cups



Cut and Sewn
Foam Cups



Molded Cups



Molded Foam
Cups



Comfort Straps



Side Bones



High Cotton
Content

POCKET FEATURES

1

Molded

2

Cut and Sewn

3

Tulle

4

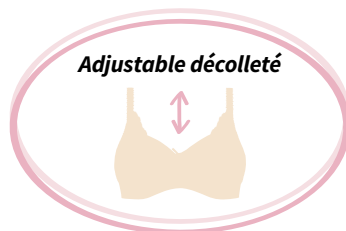
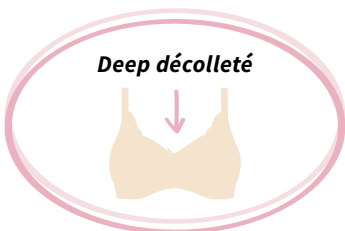
Microfibre

5

Cotton









7

Other






















Overview

Sizing charts
see page 107.

Product name Price category	Sizes Style No. Colour	Features Material
<p>ALINA Soft Cup Premium</p>  <p>A light-colored lace-trimmed soft cup bra with a small bow at the center. A red double-headed arrow indicates the adjustable band.</p>	<p>34-42 A, B, C, D</p> <p>2 rows: 34-42 A; 34-40 B; 34-38 C; 34-36 D</p> <p>3 rows: 42 B; 40-42 C; 38-42 D</p> <p> 44509 Light Rose/Grey</p>	<ul style="list-style-type: none"> • Fit: Average • Adjustable for two wearing options: higher cut to conceal any skin irritation and scarring, or lower cut for a more open décolleté • See also page 95 <p> 2 4</p> <p>82% Nylon 12% Spandex 6% Polyester</p>
<p>ALINA Padded Soft Cup Premium</p>  <p>A light-colored lace-trimmed padded soft cup bra with a small bow at the center. A red arrow points down to the center, indicating the padding.</p>	<p>34-42 A, B, C, D</p> <p>2 rows: 34-42 A; 34-40 B; 34-38 C; 34-36 D</p> <p>3 rows: 42 B; 40-42 C; 38-42 D</p> <p> 44850 Light Rose/Grey</p>	<ul style="list-style-type: none"> • Fit: Shallow / Average • Deep décolleté ideal for our shapers and breast form 3E • Thinly padded cups hide unevenness and skin irritations <p> 2 4</p> <p>56% Nylon 25% Polyurethane 10% Polyester 9% Spandex</p>
<p>ALINA Panty Premium</p>  <p>A light-colored lace-trimmed panty with a small bow at the center.</p>	<p>6-16</p> <p> 44512 Light Rose/Grey</p>	<ul style="list-style-type: none"> • No visible lines under clothing thanks to soft, flat hems around the leg • Comfortable, soft gusset lined with cotton <p>69% Nylon 12% Spandex 10% Cotton 9% Polyester</p>

Product colours may vary slightly from those shown in the photos.

Product name Price category	Sizes Style No. Colour	Features Material
<p>KAROLINA Soft Cup Premium</p> 	<p>32-42 A, B, C, D, DD 44 A, B, C, D, DD <i>available Spring</i> 32 bands will phase out</p> <p>2 rows: 32-42 A; 32-40 B; 32-38 C; 32-36 D; 32-34 D 3 rows: 44 A; 42-44 B; 40-44 C; 38-44 D: 36-44 DD</p> <p> 44505 White/ Light Sand</p> <p> 44856 Sand</p> <p> 44763 Black/Sand</p>	<ul style="list-style-type: none"> • Fit: Average • Pockets made from breathable, temperature-regulating microfibre material <p> 2 4</p> <p>75% Nylon 20% Spandex 5% Rayon</p>
<p>KAROLINA Padded Soft Cup Premium</p> 	<p>32-42 AA, A, B, C, D, DD 44 AA, A, B, C, D <i>available Spring</i> 32 bands will phase out</p> <p>2 rows: 32-44 AA; 32-42 A; 32-40 B; 32-38 C; 32-36 D 3 rows: 44 A; 42-44 B; 40-44 C; 38-44 D; 32-42 DD</p> <p> 44506 White/ Light Sand</p> <p> 44857 Sand</p> <p> 44764 Black/Sand</p>	<ul style="list-style-type: none"> • Fit: Average • Padded cups cover any unevenness and skin irritation <p> 2 4</p> <p>55% Nylon 27% Polyester 14% Spandex 4% Rayon</p>
<p>KAROLINA Underwire Premium</p> 	<p>32-42 A, B, C, D, DD 44 AA, A, B, C, D <i>available Spring</i> 32 bands will phase out</p> <p>2 rows: 32-42 A; 32-40 B; 32-38 C; 32-36 D; 32-34 DD 3 rows: 44 A; 42-44 B; 40-44 C; 38-44 D: 36-44 DD</p> <p> 44507 White/ Light Sand</p> <p> 44858 Sand</p> <p> 44765 Black/Sand</p>	<ul style="list-style-type: none"> • Fit: Average • Pockets made from breathable, temperature-regulating microfibre material <p> 2 4</p> <p>77% Nylon 20% Spandex 3% Rayon</p>
<p>KAROLINA Panty Premium</p> 	<p>6-16 18 <i>available Spring</i></p> <p> 44508 White/ Light Sand</p> <p> 44859 Sand</p> <p> 44766 Black/Sand</p>	<ul style="list-style-type: none"> • Comfortable, soft gusset lined with cotton <p>71% Nylon 20% Spandex 7% Cotton 2% Rayon</p>

Product colours may vary slightly from those shown in the photos.



Our model, Aurélie, has had breast cancer surgery

CLASSIC

Lingerie that combines function with timeless design for everyday use – the perfect companion for any occasion.



Isadora
Soft Cup

FEATURES

- Functional features such as a front closure and wide, padded and adjustable Comfort Straps provide relief for the neck and shoulders
- Functional materials: very skin friendly cotton and breathable microfibre
- Lightly padded hook and eye fastening for additional comfort
- Wide range of sizes up to 50 G

BRA FEATURES



Underwire



Soft Cup



Cut and Sewn
Cups



Cut and Sewn
Foam Cups



Molded Cups



Molded Foam
Cups



Comfort Straps



Side Bones



High Cotton
Content

POCKET FEATURES

1

Molded

2

Cut and Sewn

3

Tulle

4










Microfibre

5









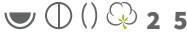





Cotton

7




















Other

Product name Price category	Sizes Style No. Colour	Features Material
<p>NEW</p> <p>CAMILLA Soft Cup Advanced</p> 	<p>34-44 A, B, C, D, DD</p> <p>2 rows: 34-42 A; 34-40 B; 34-38 C; 34-36 D; 34 DD</p> <p>3 rows: 44 A; 42-44 B; 40-44 C; 38-44 D; 36-44 DD</p> <p> 44871 Black/Sand</p>	<ul style="list-style-type: none"> • Fit: Average • 3-section cup for perfect support even for larger sizes • Wide, padded front straps for optimal comfort • Straps are adjustable at the back • Higher coverage at the side and back part for high stability <p> 2 4</p> <p>86% Nylon 14% Spandex</p>
<p>NEW</p> <p>CAMILLA Padded Soft Cup Advanced</p> 	<p>34-42 AA, A, B, C, D</p> <p>2 rows: 34-42 AA, A; 34-40 B; 34-38 C; 34-36 D</p> <p>3 rows: 42 B; 40-42 C; 38-42 D</p> <p> 44928 Black/Sand</p>	<ul style="list-style-type: none"> • Fit: Average • Padded foam cup covered with decorative all-over lace for an ideal cup shape • Wide, padded front straps for optimal comfort • Straps are adjustable at the back • Higher coverage at the side and back for high stability <p> 2 4</p> <p>82% Nylon 18% Spandex</p>
<p>NEW</p> <p>CAMILLA Underwire Advanced</p> 	<p>34-42 B, C, D, DD, DDD</p> <p>2 rows: 34-40 B; 34-38 C; 34-36 D; 34 DD</p> <p>3 rows: 42 B; 40-42 C; 38-42 D; 36-42 DD; 34-42 DDD</p> <p> 44929 Black/Sand</p>	<ul style="list-style-type: none"> • Fit: Average • 3-section cup for perfect support even for large sizes • Straps are adjustable at the back • Higher coverage at the side and back part for high stability <p> 2 4</p> <p>81% Nylon 19% Spandex</p>



















Product colours may vary slightly from those shown in the photos.

Product name Price category	Sizes Style No. Colour	Features Material
<p>CLARA Front Closure Soft Cup Basic</p> 	<p>S (32–36 A, 32–34 B, 32 C) M (38–40 A, 36–38 B, 34–36 C, 32–34 D) L (42–44 A, 40–42 B, 38–40 C, 36–38 D, 34–36 DD) XL (44–46B, 42–44 C, 40–42 D, 38–40 DD) 2XL (46 C, 44–46 D, 42–46 DD)</p> <p>Hook and eye fasteners: 5 rows: S, M 6 rows: L, XL 7 rows: 2XL</p> <p> 44743 Blush</p>	<ul style="list-style-type: none"> • Fit: Average • Seamless knit technology for ultimate comfort; ideal sleep bra • Bamboo fabric is soothing to sensitive skin, naturally antibacterial, breathable and moisture-wicking • Comfort straps for optimal weight distribution <p> 1 7</p> <p>50% Rayon (bamboo fibres) 26% Nylon 21% Cotton 3% Spandex</p>
<p>FLEUR Front Closure Soft Cup Basic</p> 	<p>XS (28/30); S (32/34); M (36/38); L (40/42); XL (44/46); 2XL (48/50)</p> <p>Cup: A/B, C/D, DD/DDD</p> <p>Hook and eye fasteners: 4 rows: XS(A/B, C/D); S(A/B); M (A/B) 5 rows: XS (DD/DDD); S (C/D, DD/DDD); M (C/D, DD/DDD); L (A/B, C/D) XL(A/B, C/D); 2XL(A/B, C/D) 6 rows: L (DD/DDD); XL (DD/DDD) 7 rows: 2XL (DD/DDD)</p> <p>    44672 44671 44695 44853 White Sand Grey Black Melange*</p>	<ul style="list-style-type: none"> • Fit : Shallow/Average • High percentage of cotton fabric, thus particularly kind to sensitive skin. Cotton absorbs perspiration • Padded straps ensure a high level of comfort, relieve pressure on the shoulders, avoid cutting into the skin so that lymphatic drainage is not impeded • Straps are adjustable at the back for a perfect fit <p> 2 5</p> <p>90% Cotton 10% Spandex</p>
<p>FRANCES Front Closure Soft Cup Basic</p> 	<p>XS (28/30); S (32/34); M (36/38); L (40/42); XL (44/46); 2XL (48/50)</p> <p>Cups: A/B; C/D; DD/DDD</p> <p>Hook and eye fasteners: 4 rows: XS (A/B, C/D); S (A/B); M (A/B) 5 rows: XS (DD/DDD); S (C/D, DD/F); M (C/D, DD/F); L (A/B, C/D) 6 rows: L (DD/DDD); XL (DD/DDD) 7 rows: 2XL (DD/DDD)</p> <p>   2128 White 2128 Sand 2128 Black</p>	<ul style="list-style-type: none"> • Fit: Shallow/Average • Comfort bra with a very high cotton content • Cotton absorbs moisture, keeping the skin nice and dry <p> 2 5</p> <p>90% Cotton 10% Spandex</p>

Product colours may vary slightly from those shown in the photos.
*while stock lasts












Product name Price category	Sizes Style No. Colour	Features Material
<p>ISADORA Soft Cup Advanced</p> 	<p>34–50 A; 32–48 B, C, D; 32–44 DD, DDD, G 50 B, C, D; 46–50 DD <i>available Spring</i> 32 bands will phase out</p> <p>2 rows: 34–40 A; 32–40 B, C; 32–38 D 3 rows: 42–50 A, B; 42–46 C; 40–44 D; 32–42 DD; 32–40 DDD; 32–38 G 4 rows: 48–50 C; 46–50 D; 44–50 DD; 42–44 DDD; 40–44 G</p> <p> 0947 White  44804 Blush  0948 Sand</p> <p> 44855 Mocha  44114 Black</p>	<ul style="list-style-type: none"> • Fit: Average / Full • Cup construction with lateral support specially developed for larger sizes • Ultra-soft breathable cotton pockets at lower part ideal for sensitive skin <p>   2 5 7</p> <p>44% Nylon 29% Polyester 14% Spandex 13% Cotton</p>
<p>JASMIN Soft Cup Advanced</p> 	<p>32–40 AA, A, B; 34–40 C 42 AA, A, B, C <i>available Spring</i></p> <p>2 rows all sizes</p> <p> 0900N White</p>	<ul style="list-style-type: none"> • Fit: Shallow / Average • Cotton lace detail with stretch, making the bra light and comfortable • Ultra-soft breathable cotton pockets at lower part ideal for sensitive skin <p>    2 5 7</p> <p>68% Cotton 18% Nylon 7% Spandex 7% Polyester</p>
<p>JENNA Soft Cup Basic</p> <p>NEW</p> 	<p>34–46 A B, C, D, DD, DDD</p> <p>3 rows: 34–42 A; 34–40 B; 34–38 C; 34–36 D; 34 DD 4 rows: 44–46 A; 42–46 B; 40–46 C; 38–46 D; 36–46 DD; 34–46 DDD</p> <p> 44940 Blush</p>	<ul style="list-style-type: none"> • Fit: Average • Cup construction is specially designed for larger sizes • Ultra-comfy, softly padded straps and closures <p>  2 5</p> <p>83% Nylon 12% Cotton 5% Spandex</p>

Product colours may vary slightly from those shown in the photos.

Product name Price category	Sizes Style No. Color	Features Material
<p>LESLIE Soft Cup Premium</p> 	<p>34–54 A, B, C, D, DD; 34–52 DDD; 34–50 G</p> <p>2 rows: 34–38 A; 34–36 B; 34 C</p> <p>3 rows: 40–44 A; 38–42 B; 36–40 C; 34–38 D; 34–36 DD; 34 DDD</p> <p>4 rows: 46–54 A; 44–54 B; 42–54 C; 40–54 D; 38–54 DD; 36–52 DDD; 34–50 G</p> <p> 44847 Sand</p>	<ul style="list-style-type: none"> • Fit: Full • Structured material, also on the pockets, provides a light massage effect • Cup construction specially designed for larger sizes, wide range of sizes • Higher coverage of side and back parts and wider underbust band for even greater wearing comfort <p>   2 7</p> <p>88% Nylon 12% Spandex</p>
<p>NANCY Soft Cup Basic</p> 	<p>32–44 B; 34–52 C, D; 34–50 DD, DDD, G 34–48 A; 46–48 B <i>available Spring</i> 32 bands will phase out</p> <p>2 rows: 34–42 A; 34–36 B; 34C</p> <p>3 rows: 44–48 A; 38–42 B; 36–40 C; 34–38 D; 34–36 DD; 34 DDD</p> <p>4 rows: 44–48 B; 42–52 C; 40–52 D; 38–50 DD; 36–50 DDD; 34–50 G*</p> <p> 44480 White  1151 Light Sand</p> <p> 44807 Blush  44870 Black</p>	<ul style="list-style-type: none"> • Fit: Average / Full • Pockets made from breathable, temperature-regulating material <p>  2 4</p> <p>60% Polyester 31% Nylon 9% Spandex</p>
<p>NANCY Soft Cup Front Closure Basic</p> 	<p>32–44 B; 34–52 C, D; 34–50 DD, DDD, G NEW (Blush only): 34–48 A; 46–48 B 32 bands will phase out</p> <p>Front (Blush only):</p> <p>5 rows: 34 A; 32 B; 38 B; 36 C; 34 D</p> <p>6 rows: 36–40 A; 34–36 B; 40 B; 34 C; 38 C; 36 D</p> <p>7 rows: 42–46 A; 42–44 B; 48 B; 40–42 C; 46–48 C; 38–40 D; 44–46 D; 52 D; 34–36 DD; 40–42 DD; 48–50 DD; 34–36 DDD; 42–44 DDD; 34 G; 40–42 G</p> <p>8 rows: 48 A; 46 B; 44 C; 42 D; 38 DD</p> <p>9 rows: 50–52 C; 48–50 D; 44–46 DD; 38–40 DDD; 48–50 DDD; 36–38 G; 46–48 G</p> <p>10 rows: 46 DDD; 44 G</p> <p>11 rows: 50 G</p> <p>Back (Blush only):</p> <p>2 rows: 34–42 A; 34–36 B; 34 C</p> <p>3 rows: 44–48 A; 38–42 B; 36–40 C; 34–38 D; 34–36 DD; 34 DDD</p> <p>4 rows: 44–48 B; 42–52 C; 40–52 D; 38–50 DD; 36–50 DDD; 34–50 G</p> <p> 44808 Blush  44739 Light Sand*  44740 Dark Grey*</p>	<ul style="list-style-type: none"> • Fit: Average / Full • Based on our best-selling Nancy Soft Cup with additional front closure • Pockets made from breathable, temperature-regulating material <p>  2 4</p> <p>60% Polyester 31% Nylon 9% Spandex</p>

Product colours may vary slightly from those shown in the photos.

*while stock lasts

Product name Price category	Sizes Style No. Colour	Features Material
<p>RITA Soft Cup Basic</p> 	<p>34-44 A, B, C; 34-46 D; 36-46 DD</p> <p>2 rows: 34-44 A; 34-38 B; 34-36 C 3 rows: 40-44 B; 38-44 C; 34-38 D; 36-38 DD 4 rows: 40-46 D, DD</p> <p>  2004 White  2004 Sand  2004 Black </p>	<ul style="list-style-type: none"> • Fit: Average • Pockets made from breathable, temperature-regulating material <p>   2 7 </p> <p>77% Polyester 19% Nylon 4% Spandex</p>
<p>TESSA Soft Cup Basic</p> 	<p>32-46 A, B, C, D, DD, DDD</p> <p>3 rows: 32-44 A; 32-42 B; 32-40 C; 32-38 D; 32-36 DD; 32-34 DDD 4 rows: 46 A; 44-46 B; 42-46 C; 40-46 D; 38-46 DD; 36-46 DDD</p> <p>  44801 Blush* </p>	<ul style="list-style-type: none"> • Fit: Average • Cup construction specially developed for larger sizes • Ultra-soft, breathable pockets made from a cotton mix, ideal for sensitive skin <p>    2 5 </p> <p>96% Polyester 4% Spandex</p>

Product colours may vary slightly from those shown in the photos.
*while stock lasts



SEAMLESS

T-shirt bras with seamless cups ensure the bra is virtually invisible under clothing.



Eliza
Soft Cup

FEATURES

- Smart sizing: innovative materials and technologies provide the perfect support for fluctuations in size and cover intermediate sizes
- Functional materials: very skin friendly (organic) cotton and breathable microfibre
- Molded padded cups cover any unevenness
- Partially adjustable, wide straps provide relief for the shoulders and neck
- Lightly padded hook and eye fastening for additional comfort
- Wide range of sizes up to 46 DDD / 42 G

BRA FEATURES


Underwire



Soft Cup


Cut and Sewn
Cups


Cut and Sewn
Foam Cups


Molded Cups


Molded Foam
Cups


Comfort Straps


Side Bones


High Cotton
Content

POCKET FEATURES

1
Molded














2
Cut and Sewn

3
Tulle

4
Microfibre

5
Cotton



7
Other

Product name Price category	Sizes Style No. Colour	Features Material
<p>AMY Soft Cup Basic</p> 	<p>S, M, L, XL, 2XL</p> <p>S: 32–38 A; 32–36 B; 32–34 C; 32 D M: 38–42 A; 36–40 B; 34–38 C; 32–36 D; 34 DD L: 42–44 A; 40–44 B; 38–42 C; 36–40 D; 34–38 DD XL: 44–46 B; 42–46 C; 40–44 D; 38–42 DD 2XL: 46 C; 44–46 D; 42–46 DD</p> <p> 44310 Blush  44311 Black</p>	<ul style="list-style-type: none"> • Fit: Average • Special manufacturing technology (bonding) without seams or closures for optimal comfort • Broad back support to provide relief • Entire bra made from breathable, temperature-regulating microfibre materials • Ideal for sleeping <p>  1 4</p> <p>72% Polyester 28% Spandex</p>
<p>AYLIN Soft Cup Basic</p> 	<p>S, M, L, XL, 2XL</p> <p>3 rows: S, M 4 rows: L, XL, 2XL</p> <p>S: 32–38 A; 32–36 B; 32–34 C; 32 D M: 38–42 A; 36–40 B; 34–38 C; 32–36 D; 34 DD L: 42–44 A; 40–44 B; 38–42 C; 36–40 D; 34–38 DD XL: 44–46 B; 42–46 C; 40–44 D; 38–42 DD 2XL: 46 C; 44–46 D; 42–46 DD</p> <p> 44851 Blush  44852 Black</p>	<ul style="list-style-type: none"> • Fit: Average • Special manufacturing technology without seams for ultimate wearing comfort • Broad back support to provide relief • Entire bra made from breathable, temperature-regulating microfibre materials • Ideal for sleeping <p>  1 4</p> <p>72% Polyester 28% Spandex</p>
<p>BARBARA Padded Underwire Advanced</p> 	<p>32–40 A, B, C; 32–38 D</p> <p>3 rows, all sizes</p> <p> 0457 Sand</p>	<ul style="list-style-type: none"> • Fit: Average • Perfect support for strapless garments • Various ways to wear the straps: strapless, halterneck, crossover, or classic; comes with additional transparent silicone straps • Silicone band on upper edge of the cup for a secure hold and to prevent slipping <p>   1 4</p> <p>72% Nylon 14% Polyester 14% Spandex</p>




Product colours may vary slightly from those shown in the photos.

Product name Price category	Sizes Style No. Colour	Features Material
<p>BECKY Soft Cup Basic</p> 	<p>S, M, L, XL, 2XL</p> <p>S: 32-36 A; 32-34 B; 32 C M: 38-40 A; 36-38 B; 34-36 C; 32-34 D L: 42-44 A; 40-42 B; 38-40 C; 36-38 D; 34-36 DD XL: 44-46 B; 42-44 C; 40-42 D; 38-40 DD 2XL: 46 C; 44-46 D; 42-46 DD</p> <p> </p> <p>44676 Off-White 44677 Blush</p>	<ul style="list-style-type: none"> • Fit: Average • High ultra-soft organic cotton component ideal for sensitive skin • Special manufacturing knit technology without seams or closures for optimal comfort • Broad back support to provide relief • Ideal for sleeping <p>   1 5</p> <p>60% Cotton (organic) 32% Nylon 8% Spandex</p>
<p>ELIZA Soft Cup Basic</p> 	<p>S, M, L, XL, 2XL</p> <p>2 rows: S, M, 3 rows: L, XL, 2XL</p> <p>S: 32-36 A; 32-34 B; 32 C M: 38-40 A; 36-38 B; 34-36 C; 32-34 D L: 42-44 A; 40-42 B; 38-40 C; 36-38 D; 34-36 DD XL: 44-46 B; 42-44 C; 40-42 D; 38-40 DD 2XL: 46 C; 44-46 D; 42-46 DD</p> <p> </p> <p>44802 Blush 44803 Black</p>	<ul style="list-style-type: none"> • Fit: Average • Special manufacturing knit technology for optimal comfort • Special knit structure that creates a gentle massaging effect (including pockets) • Light, soft padding in cups that can be removed as required <p>  1 7</p> <p>92% Nylon 8% Spandex</p>
<p>KITTY Soft Cup Basic</p> 	<p>S, M, L, XL, 2XL</p> <p>S: 32-38 A; 32-36 B; 32-34 C; 32 D M: 38-42 A; 36-40 B; 34-38 C; 32-36 D; 34 DD L: 42-44 A; 40-44 B; 38-42 C; 36-40 D; 34-38 DD XL: 44-46 B; 42-46 C; 40-44 D; 38-42 DD 2XL: 46 C; 44-46 D; 42-46 DD</p> <p></p> <p>44607 Blush</p>	<ul style="list-style-type: none"> • Fit: Average • High cotton component ideal for sensitive skin • Special manufacturing knit technology without seams or closures for optimal comfort • Broad back support to provide relief • Ideal for sleeping • Light, soft padding in cups that can be removed as required <p>   1 5</p> <p>69% Cotton 25% Nylon 6% Spandex</p>
















Product colours may vary slightly from those shown in the photos.

Product name Price category	Sizes Style No. Colour	Features Material
<p>KITTY Top Advanced</p> 	<p>S, M, L, XL, 2XL</p> <p>S: 32-38 A; 32-36 B; 32-34 C; 32 D M: 38-42 A; 36-40 B; 34-38 C; 32-36 D; 34 DD L: 42-44 A; 40-44 B; 38-42 C; 36-40 D; 34-38 DD XL: 44-46 B; 42-46 C; 40-44 D; 38-42 DD 2XL: 46 C; 44-46 D; 42-46 DD</p> <p> 44736 Blush*</p>	<ul style="list-style-type: none"> • Fit: Average • Based on the Kitty Soft Cup, designed to be worn as a top • High cotton component ideal for sensitive skin • Special manufacturing knit technology without seams or closures for optimal comfort • Ideal for sleeping • Lightweight soft cups can be removed <p> 1 5</p> <p>69% Cotton 25% Nylon 6% Spandex</p>
<p>LARA Padded Soft Cup Advanced</p> 	<p>32-44 AA, A, B, C, D, DD</p> <p>2 rows: 32-44 AA; 32-42 AA, A; 32-40 B; 32-38 C; 32-36 D; 32-34 DD 3 rows: 44 A; 42-44 B; 40-44 C; 38-44 D; 36-44 DD</p> <p>   0752 Off-White 0674 Sand 0675 Black</p>	<ul style="list-style-type: none"> • Fit: Average • Special manufacturing technology without seams for ultimate wearing comfort • Broad back support to provide relief • Entire bra made from breathable, temperature-regulating microfibre materials • Ideal for sleeping <p> 1 4</p> <p>72% Polyester 28% Spandex</p>
<p>LARA SATIN Padded Soft Cup Advanced</p> 	<p>32-44 AA, A, B, C, D, DD</p> <p>2 rows: 32-44 AA, 32-42 A; 32-40 B; 32-38 C; 32-36 D; 32-34 DD 3 rows: 44 A; 42-44 B; 40-44 C; 38-44 D; 36-44 DD</p> <p>  44214 Sand 44212 Black</p>	<ul style="list-style-type: none"> • Fit: Average • Molded padded cups cover any unevenness and skin irritation • Molded pockets made from breathable, temperature-regulating microfibre material <p> 1 4</p> <p>74% Nylon 15% Spandex 11% Polyester</p>

Product colours may vary slightly from those shown in the photos.
 * while stock lasts

Product name Price category	Sizes Style No. Colour	Features Material
<p>MARA Padded Soft Cup Basic</p> 	<p>32-46 AA, A, B, C, D; 32-44 DD, DD, DDD, G</p> <p>2 rows: 32-40 AA; 32-38 A; 32-36 B; 32-34 C; 32 D</p> <p>3 rows: 42-46 AA; 40-46 B; 36-46 C; 34-46 D; 32-44 DD, DDD; 34-42 G</p> <p>● 44534 Off-White ● 1150 Light Sand ● 44805 Blush</p> <p>● 44864 Mocha ● 44865 Black</p>	<ul style="list-style-type: none"> • Fit: Average / Full • Molded pockets made from breathable, temperature-regulating microfibre material <p>☺ ● 1 4</p> <p>83% Nylon 11% Spandex 6% Polyester</p>
<p>MARA Front Closure Padded Soft Cup Basic</p> 	<p>32-46 AA, A, B, C, D; 32-44 DD, DD, DDD, G</p> <p>Front:</p> <p>3 rows: 32-34 AA; 32 A</p> <p>4 rows: 36-40 AA; 34-38 A; 32-36 B; 32-34 C; 32 D</p> <p>5 rows: 42-46 AA; 40-46 A; 38-46 B; 36-42 C; 34-40 D; 32-38 DD; 32-36 DDD; 34 G</p> <p>6 rows: 44-46 C; 42-46 D; 40-44 DD; 38-44 DDD; 36-42 G</p> <p>Back:</p> <p>2 rows: 32-40 AA; 32-38 A; 32-36 B; 32-34 C; 32 D</p> <p>3 rows: 42-46 AA; 40-46 A; 38-46 B; 36-46 C; 34-46 D; 32-44 DD, DDD; 34-42 G</p> <p>● 44741 Light Sand* ● 44806 Blush* ● 44742 Dark Grey*</p>	<ul style="list-style-type: none"> • Fit: Average / Full • Based on our best-selling Mara Soft Cup with additional front closure • Pre-formed pockets made from breathable, temperature-regulating material <p>☺ ● 1</p> <p>83% Nylon 11% Spandex 6% Polyester</p>
<p>MARLENA Soft Cup Advanced</p> 	<p>34-42 A, B, C; 32-42 D, DD</p> <p>2 rows: 34-38 A, B, C; 32-38 D</p> <p>3 rows: 40-42 A, B, C, D; 32-42 DD</p> <p>● 2167N Sand</p>	<ul style="list-style-type: none"> • Fit: Average • V-yoke bottom band helps lift the bust with soft cup support • NATUREXX® fabric finish provides moisture wicking benefits • Seamless molded cups with microfibre pockets • Plush hook & eye back closure • Padded, adjustable elastic straps <p>☺ ● () 2 4</p> <p>82% Nylon 18% Spandex</p>

Product colours may vary slightly from those shown in the photos.
*while stock lasts

Product name Price category	Sizes Style No. Colour	Features Material
<p>MIRA Soft Cup Advanced</p> 	<p>32-42 AA, A, B; 34-40 C, D; 34-38 DD</p> <p>2 rows: 32-40 AA, A; 32-38 B, 34-36 C, D, DD</p> <p>3 rows: 42 AA, A; 40-42 B; 38-40 C, D; 38 DD</p> <p> 44610 Light Taupe</p>	<ul style="list-style-type: none"> • Fit: Average • Enforced sides for more support • Molded pockets made from breathable, temperature-regulating microfibre material <p></p> <p>79% Nylon 21% Spandex</p>
<p>MONA Soft Cup Advanced</p> 	<p>32-42 AA, A; 32-42 B; 34-40 C, D; 34-38 DD</p> <p>2 rows: 32-40 AA, A; 32-38 B; 34-36 C, D, DD</p> <p>3 rows: 42 AA, A; 40-42 B; 38-40 C, D; 38 DD</p> <p> 0606 White  0568 Off-White</p> <p> 0614 Cognac  0591 Black</p>	<ul style="list-style-type: none"> • Fit: Average • Molded pockets made from breathable, temperature-regulating microfibre material <p></p> <p>79% Nylon 21% Spandex</p>
<p>TIANA Soft Cup Advanced</p> 	<p>32-46 AA, A, B, C, D, DD, DDD</p> <p>2 rows: 32-44 AA; 32-42 A; 32-40 B; 32-38 C; 32-36 D; 32-34 DD; 32 DDD</p> <p>3 rows: 46 AA; 44-46 A; 42-46 B; 40-46 C; 38-44 D; 36-42 DD; 34-40 DDD</p> <p>4 rows: 46 D; 44-46 DD; 42-46 DDD</p> <p> 44889 Off-White NEW  44809 Sand</p> <p> 44931 Mocha NEW  44890 Black NEW</p>	<ul style="list-style-type: none"> • Fit: Average • Inspired by the Amoena Dianna bra • Breathable, temperature balancing material offers a good skin climate and a comfortable wearing feeling • Soft padded front straps for maximum comfort and to relieve the shoulders <p></p> <p>75% Nylon 25% Spandex in base size 34 B</p>

Product colours may vary slightly from those shown in the photos.

HIGH NECKLINE

Camisole-style bras with decorative lace along the décolleté to cover high scarring.












Isabel
Soft Cup

FEATURES











- High neckline with delicate lace inserts to cover high scarring or radiotherapy burns
- Lightly padded hook and eye fastening for additional comfort
- Wide range of sizes up to 42 DD

BRA FEATURES

								
Underwire	Soft Cup	Cut and Sewn Cups	Cut and Sewn Foam Cups	Molded Cups	Molded Foam Cups	Comfort Straps	Side Bones	High Cotton Content

POCKET FEATURES

1	2	3	4	5	7
Molded	Cut and Sewn	Tulle	Microfibre	Cotton	Other

Product name Price category	Sizes Style No. Colour	Features Material
<p>ISABEL Soft Cup Basic</p> 	<p>White, Black: 34-44 AA, A; 34-46 B, C; 34-42 D, DD Candlelight: 36-44 AA; 34-44 A; 34-46 B, C; 34-42 D, DD</p> <p>2 rows: 34-44 AA, A; 34-40 B, C 3 rows: 42-46 B, C; 34-40 D; 34-38 DD 4 rows: 42 D; 40-42 DD</p> <p>  </p> <p>2118 White 2118 Black 2118 Candlelight</p>	<ul style="list-style-type: none"> • Fit: Average • Ultra-soft breathable cotton pockets ideal for sensitive skin • Cups with lateral support, specially designed for larger sizes for an even better fit <p>  2 5</p> <p>40% Nylon 32% Cotton 18% Polyester 10% Spandex</p>
<p>ALINA Soft Cup Premium</p> 	<p>34-42 A, B, C, D</p> <p>2 rows: 34-42 A; 34-40 B; 34-38 C; 34-36 D 3 rows: 42 B; 40-42 C; 38-42 D</p> <p></p> <p>44509 Light Rose/Grey</p>	<ul style="list-style-type: none"> • Fit: Average • Adjustable for two wearing options: higher cut to conceal any skin irritation and scarring, or lower cut for a more open décolleté <p>  2 4</p> <p>82% Nylon 12% Spandex 6% Polyester</p>

Product colours may vary slightly from those shown in the photos.



ACTIVE

Designed for fitness and sports with functional, breathable materials for optimal support and comfort.

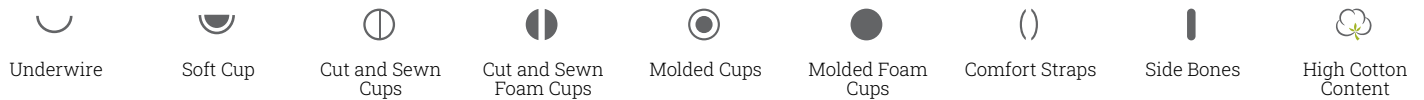


Jolie
Soft Cup

FEATURES

- Good coverage and broad underbust band ensure optimal support
- Functional materials and breathable mesh inserts ensure better moisture absorption and temperature regulation
- Pockets made primarily from breathable, temperature-regulating microfibre materials
- Wide padded and adjustable Comfort Straps to provide relief for the shoulders and back
- Lightly padded hook and eye fastening for additional comfort
- Wide range of sizes up to 42 DD

BRA FEATURES



POCKET FEATURES



Product name Price category	Sizes Style No. Colour	Features Material
<p>ESTER Front Closure Soft Cup Advanced</p> 	<p>34-44 A, B, C, D; 36-42 DD</p> <p>7 rows: 34-38 A; 34-36 B; 34 C</p> <p>8 rows: 40-44 A, 38-42 B, 36-40 C, 34-38 D, 36 DD</p> <p>10 rows: 44 B, 42-44 C, 40-44 D, 38-42 DD</p> <p> medium</p> <p> 42576 White  42577 Black/Grey</p>	<ul style="list-style-type: none"> • Fit: Average/Full • Front closure makes it easy to put the bra on and take it off <p>   1 4</p> <p>83% Nylon 17% Spandex</p>

Product colours may vary slightly from those shown in the photos.

Product name Price category	Sizes Support Level Style No. Colour	Features Material
<p>GLORIA Front Closure Soft Cup Advanced</p> 	<p>S, M, L, XL, 2XL <i>Band/cup conversion</i> S (34–36 B/C); M (38–40 B/C; L (40–42 C/D) XL (44–46 C/D); 2XL (48–50 D/DD)</p> <p>S: 32–38 A, 32–36 B, 32–34 C; 32 D M: 38–42 A, 36–40 B, 34–38 C, 32–36 D, 34 DD L: 42–44 A, 40–44 B, 38–42 C, 36–40 D, 34–38 DD XL: 44–46 B, 42–46 C, 40–44 D, 38–42 DD 2XL: 46 C; 44–46 D; 42–46 DD</p>  <p>medium</p>  <p>44070 Black</p>	<ul style="list-style-type: none"> • Fit: Average • Racer-back high-cut sports bra with front closure • Hidden hook closure beneath the zipper on the inside for additional support  <p>82% Micro-Nylon 18% Spandex</p>
<p>JOLIE Soft Cup Advanced</p> 	<p>32–42 AA, A, B, C, D, DD</p> <p>2 rows: 32–42 AA, A; 32–40 B; 32–38 C 3 rows: 42 B; 40–42 C; 32–40 D; 32–38 DD 4 rows: 42 D; 40–42 DD</p>  <p>high</p>  <p>44872 Black/Grey</p>	<ul style="list-style-type: none"> • Fit: Average • Innovative new material with special technology: very breathable structured fabric provides a perfect skin climate • Wider padded front straps for shoulder relief • Adjustable, elastic back straps with racerback function to individually adjust the wearing style for different movements during various sports activities  <p>74% Polyester 20% Nylon 6% Spandex</p>
<p>POWER Soft Cup Advanced</p> 	<p>32–42 B, C, D, DD</p> <p>3 rows: 32–42 AA, A, B, C, D, DD</p>  <p>medium</p>  <p>1152 Black/Grey</p>	<ul style="list-style-type: none"> • Fit: Average/Full • Seamless, molded cups • Cups designed to provide additional lateral support • Sporty mesh detailing at the neckline; mesh panels in the back help with moisture evaporation  <p>84% Nylon 16% Spandex</p>

Product colours may vary slightly from those shown in the photos.

WELLNESS

Cozy, comfortable styles that provide support day and night – the perfect choice to help you feel good any time.












Valletta
Top

FEATURES

- Very soft modal (TENCEL™) material offers exceptional comfort – for both day and night
- Built-in bra with integrated pockets and soft, padded cups to hold breast forms and shapers in place and conceal any unevenness
- The Amoena Wave Seam is a unique feature on the underbust band of the inner shelf bra that supports Amoena breast forms and shapers
- Adjustable double spaghetti straps
- Wide range of sizes up to 26

BRA FEATURES








- 
Underwire
- 
Soft Cup
- 
Cut and Sewn
Cups
- 
Cut and Sewn
Foam Cups
- 
Molded Cups
- 
Molded Foam
Cups
- 
Comfort Straps
- 
Side Bones
- 
High Cotton
Content

POCKET FEATURES





- 1**
Molded
- 2**
Cut and Sewn
- 3**
Tulle
- 4**
Microfibre
- 5**
Cotton
- 7**
Other

Overview

Sizing charts
see page 107.

Product name Price category	Sizes Style No. Colour	Features Material
<p>VALLETTA Top Advanced</p> 	<p>6-26</p> <div style="display: flex; justify-content: space-around; align-items: flex-end; margin-top: 20px;"> <div style="text-align: center;">  70230 White </div> <div style="text-align: center;">  44075 Sand </div> <div style="text-align: center;">  44076 Charcoal Melange* </div> <div style="text-align: center;">  44873 Mocha </div> <div style="text-align: center;">  70229 Black </div> </div>	<ul style="list-style-type: none"> • Ultra-soft TENCEL™ Modal material, which is extremely soft, breathable and offers a good skin climate • Ideal for women who are extra sensitive to traditional bras as a result of treatment effects • Supportive inner shelf bra with integrated bilateral pockets and soft padded cups holds a breast prosthesis or partial shaper securely in place <div style="margin-top: 10px;">  </div> <p>90% Modal 10% Spandex</p>

Accessories

Image	Product	Style No. Colour	Sizes Hooks	Package
	Bra Extenders	193WH White 193OW Off-White 193SA Sand 193BK Black	One size 4 hooks	36" roll
	Bra Pockets*	191WH White 191OW Off-White 191SA Sand 191BK Black	S: 32-36 M: 38-42 L: 44-46	2 per bag
	Silicone Shoulder Pads	050 Clear	One size	2 per box
	Silicone Shoulder Pads Display	052 Display (not for resale)	One size	12 boxes of pads per display box

Product colours may vary slightly from those shown in the photos.

*while stock lasts

SWIMWEAR

Swimwear in sophisticated, fashionable styles and eye-catching colours.













Manila
One-Piece High Neck







Manila
High Neck and
High Waist Panty

FEATURES

- Sustainable, high-quality materials such as LYCRA® XTRA LIFE™ ensure lasting fit and optimal chlorine resistance
- Material with excellent UV protection 50+ ensures optimal protection for sensitive skin and scars
- Supportive bustier with integrated pockets and soft, padded cups to hold breast forms and shapers in place and conceal any unevenness
- The Amoena Wave Seam is a unique feature on the underbust band of the inner bustier that supports Amoena breast forms, shapers and Aqua Wave breast forms
- Adjustable straps provide relief for the back and neck
- Wide range of sizes up to 26 DD







FEATURES

-  Underwire Bikini Top
-  Shelf Bra with Super Soft Cups
-  Molded Foam Cups
-  Full Bodice
-  Anti-transparent Lining in Front
-  Anti-transparent Lining in Front and Back
-  Light Shaping Effect
-  Medium Shaping Effect
-  High Shaping Effect
-  50 + Sun Protection Factor

Product name Price category	Sizes Style No. Colour	Features Material Shaping Level
<p>MANILA One-Piece High Neck Advanced</p> 	<p>8-22 B, C, D</p>  <p>71655 Black/White</p>	<ul style="list-style-type: none"> • High neckline hides scarring • Wide front straps for comfort and to relieve the shoulders • Adjustable back straps  <p>80% Nylon 20% Spandex</p>
<p>MANILA Full Bodice Advanced</p> 	<p>8-26 B, C, D, DD</p>  <p>71656 Black/White</p>	<ul style="list-style-type: none"> • Lining in front and upper back shapes the figure and solid inserts at sides with princess seams slim the figure, therefore great for bigger sizes • Extra soft opaque lining in lower back for comfort • Wide front straps for comfort and to relieve the shoulders  <p>80% Nylon 20% Spandex</p>

Product colours may vary slightly from those shown in the photos.
Find all our latest range of colours in our seasonal collections.













Product name Price category	Sizes Style No. Colour	Features Material Shaping Level
<p>MANILA Sarong Advanced</p> 	<p>8-22 B, C, D</p>  <p>71657 Black/White</p>	<ul style="list-style-type: none"> • One-Piece with skirt in front for additional coverage is great for bigger sizes • Opaque lining at the front bottom and back for more opacity and coverage • Wide front straps for comfort and to relieve the shoulders  <p>80% Nylon 20% Spandex</p>
<p>MANILA Blouson Advanced</p> 	<p>8-22 B, C, D</p>  <p>71658 Black/White</p>	<ul style="list-style-type: none"> • Flattering style fits every figure • Great for bigger sizes • Adjustable straps with contrast piping  <p>80% Nylon 20% Spandex</p>

Product colours may vary slightly from those shown in the photos.

Overview

Sizing charts
see page 107.

Product name Price category	Sizes Style No. Colour	Features Material Shaping Level
<p>MANILA High Neck Soft Bikini Top Advanced</p> 	<p>6-16 A, B, C</p> <p> 71659 Black/White</p>	<ul style="list-style-type: none"> • Wide front straps for comfort and to relieve the shoulders • Adjustable back straps • Extra-long seam allowance at closure, allows for adjustment <p>  </p> <p>80% Nylon 20% Spandex</p>
<p>MANILA High Waist Panty Advanced</p> 	<p>6-22</p> <p> 71660 Black/White</p>	<ul style="list-style-type: none"> • Elegant High Waist brief • Can be worn as highwaist brief or normal panty by folding down the hemline • Great for bigger sizes <p>  </p> <p>80% Nylon 20% Spandex</p>

Product colours may vary slightly from those shown in the photos.
See also: CuraLymph Swimwear, page 37.

Additional breast forms

Image	Product name	Style No.	Features	Form	Size	Colour
	Aqua Wave Swim Form	149	Silicone breast form especially for water activities, featuring raised waves that allow air and water to flow through	S	1-14	Blue transparent
	Balance Aqua Wave Swim Form	150	Silicone breast shaper especially for water activities, featuring raised waves that allow air and water to flow through	S	1/2-11/12	Blue transparent

INDEX – LINGERIE AND SWIMWEAR

SIZE FINDER

Available in over 70 different sizes

Style	Page	Product line	Sizes							Price category
			A	B	C	D	E	F	G	
WELLNESS										
Valletta Top	99	Wellness	6-26							Advanced
SWIMWEAR										
Manila One-Piece High Neck	101	Elegant		8-22	8-22	8-22				Advanced
Manila Full Bodice	101	Elegant		8-26	8-26	8-26	8-26			Advanced
Manila Sarong	102	Elegant		8-22	8-22	8-22				Advanced
Manila Blouson	102	Elegant		8-22	8-22	8-22				Advanced
Manila High Neck Soft Bikini Top	103	Elegant	6-16	6-16	6-16					Advanced
Manila High Waist Panty	103	Elegant	6-22							Advanced



Manila Blouson

LINGERIE AND SWIMWEAR FITTING GUIDE

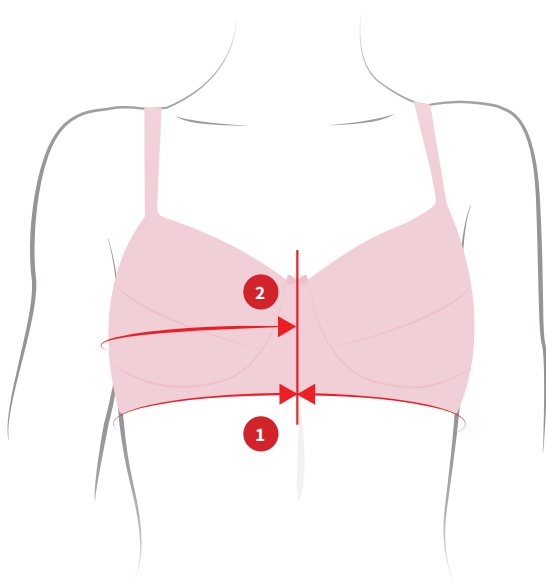
The following pages provide guidelines and sizing charts that will enable you to provide optimal care for your patients.

Finding the perfect bra

Get the perfect fit in 3 easy steps. Here's how to determine the right bra size for your patient:

1. Underbust measurement: Measure the circumference (e.g. 86 cm / 34") around the underbust band while the patient is still wearing her bra.
2. Half overbust measurement: For a unilateral woman, measure from the middle of the chest (sternum) over the fullest part of the remaining or non-operated breast to the centre of the spine. Multiply this measurement by 2 to determine the cup size, e.g. 22" x 2 = 44. (Bilateral women can choose their cup size, and it should be proportionate to the body.)
3. Use the sizing chart on page 107 to determine the bra size.

These instructions are intended as guidelines only. You may need to choose a slightly different size for the perfect fit.



Alternative sizes

Example: an alternative size for a 34 B would be a 32 C or a 36 A. When trying a bra on, close the bra using the middle hooks.

SIZE YOU TRIED	Your cup fits perfectly but the band is tight	Your cup fits perfectly but the band is loose
	Solution: Go up a band size down a cup size	Solution: Go down a band size and up a cup size
34 A	36 AA	32 B
34 B	36 A	32 C
36 B	38 A	34 C
38 B	40 A	36 C
40 B	42 A	38 C
32 C	34 B	30 D
34 C	36 B	32 D
36 C	38 B	34 D
38 C	40 B	36 D
40 C	42 B	38 D
36 D	38 C	34 DD
38 D	40 C	36 DD
40 D	42 C	38 DD
36 DD	38 D	34 DDD
38 DD	40 D	36 DDD

LINGERIE AND SWIMWEAR SIZING CHART

Sizes based on body height 5'5" to 5'8"

1

Underbust measurement	24¾-26¼	24¾-26¼	28¾-30¼	30¾-32¼	32¾-34¼	34¾-36¼	36¾-38¼	38½-40¼	40½-42	42½-44	44½-46	46½-48
	↓	↓	↓	↓	↓	↓	↓	↓	↓	↓	↓	↓
Corresponding band size	30	32	34	36	38	40	42	44	46	48	50	52

Overbust measurement in inches results in the corresponding cup size*

2

AA	29½-30¼	31½-32¼	33½-34¼	35½-36¼	37½-38¼	39¾-40¼	41¼-42	43¼-44	45¼-46	47¼-48	49¼-50	51¼-52
A	30¼-31	32¼-33	34¼-35	36¼-37	38¼-39	40¼-41	42-43	44-45	46-47	48-48¾	50-50¾	52-52¾
B	31-32	33-33¾	35-35¾	37-37¾	39-39¾	41-41¾	43-43¾	45-45¾	47-47¾	48¾-49½	50¾-51½	52¾-53½
C	32-32¾	33¾-34½	35¾-36½	37¾-38½	39¾-40½	41¾-42½	43¾-44½	45¾-46½	47¾-48½	49½-50½	51½-52¼	53½-54¼
D	32¾-33½	34¾-35½	36¾-37½	38½-39¼	40½-41¼	42½-43¼	44½-45¼	46½-47¼	48½-49¼	50½-51¼	52¼-53	54¼-55
DD	33½-34¼	35½-36¼	37½-38¼	39½-40¼	41¼-42	43¼-44	45¼-46	47¼-48	49¼-50	51¼-52	53-54	55-56
DDD	34¼-35	36¼-37	38¼-39	40¼-41	42-43	44-45	46-47	48-48¾	50-50¾	52-52¾	54-54¾	56-56¾
G	35-35¾	37-37¾	39-39¾	41-41¾	43-43¾	45-45¾	47-47¾	48¾-49½	50¾-51½	52¾-53½	54¾-55½	56¾-57½

*Please note: Cup sizes over DD can often accommodate larger bust measurements than shown above.

Panty, Swimwear	4	6	8	10	12	14	16	18	20	22	24	26
-----------------	---	---	---	----	----	----	----	----	----	----	----	----

Waist measurement	22¾-24½	25-26¾	26¾-28¼	28¾-30	30¾-32¼	32¾-34¼	34¾-36¼	36¾-38¼	38½-40¼	40½-42	42½-44	44½-46
-------------------	---------	--------	---------	--------	---------	---------	---------	---------	---------	--------	--------	--------

Hip measurement	34¾-36¼	36¼-37¾	37¾-39¼	39¼-41	41-42½	42½-44	44-45¾	45¾-47¼	47¼-48¾	48¾-50½	50½-52	52-53½
-----------------	---------	---------	---------	--------	--------	--------	--------	---------	---------	---------	--------	--------

Garment size	XS	S	M	L	XL	2XL	3XL
--------------	----	---	---	---	----	-----	-----

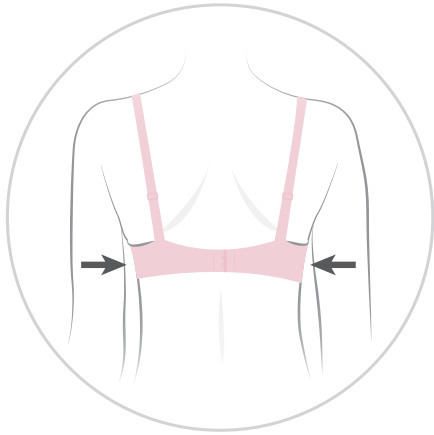
Cup size with corresponding garment size

A			S	S	M	M	L	L	XL	XL	2XL	2XL
B	XS	S	S	M	M	L	L	XL	XL	2XL	2XL	3XL
C	XS	S	S	M	M	L	L	XL	XL	2XL	2XL	3XL
D	S	S	M	M	L	L	XL	XL	2XL	2XL	3XL	3XL



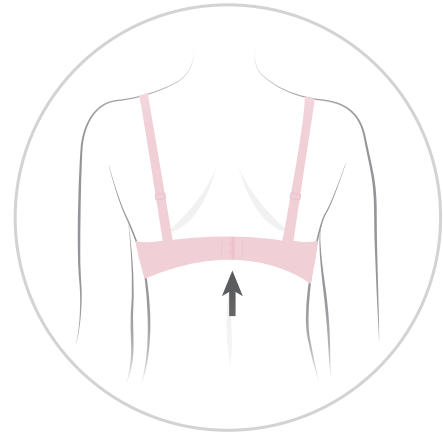
LINGERIE AND SWIMWEAR

PERFECT FIT – WHAT TO CONSIDER



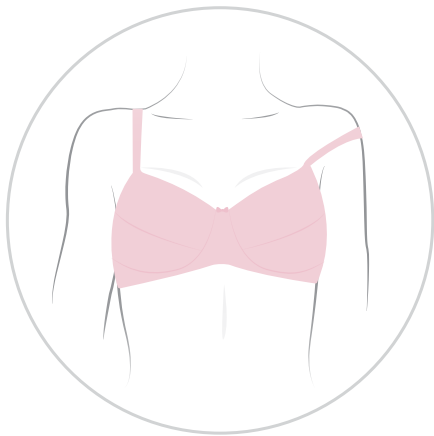
Underbust band too tight

The underbust band feels too tight and uncomfortable. Try a larger underbust size or use an Amoena bra extender. Make sure the underbust fits properly: It should sit securely in place but still be comfortable and run in a straight horizontal line.



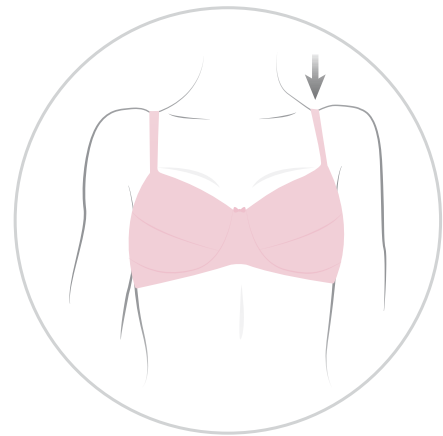
Underbust band too loose

The underbust band is loose and slides up the patient's back – this means there isn't enough support. Choose a smaller underbust size. Make sure the underbust fits properly: It should sit securely in place but still be comfortable and run in a straight horizontal line.



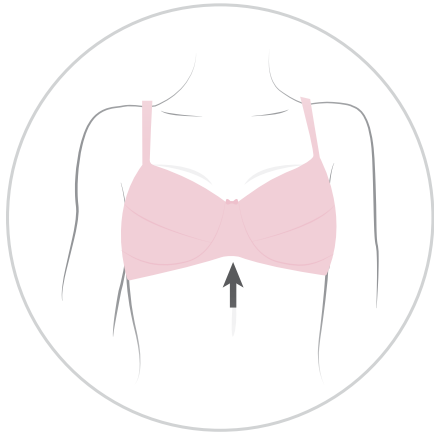
Bra straps are slipping down

The straps on the bra slide off the patient's shoulders. Generally, tightening the straps slightly should solve this issue.



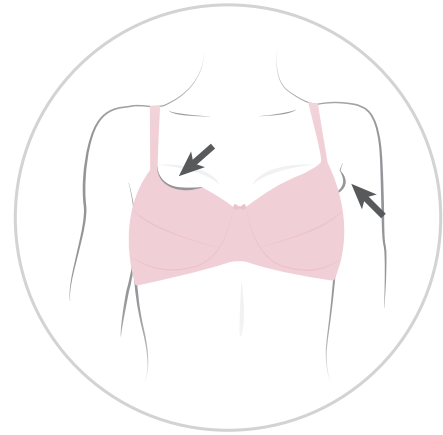
Bra straps are digging in

In this case, the straps may need to be loosened slightly. Alternatively, if the patient has a larger underbust, a wider strap may be required. If this does not solve the issue, the underbust band may be causing the issue (see above).



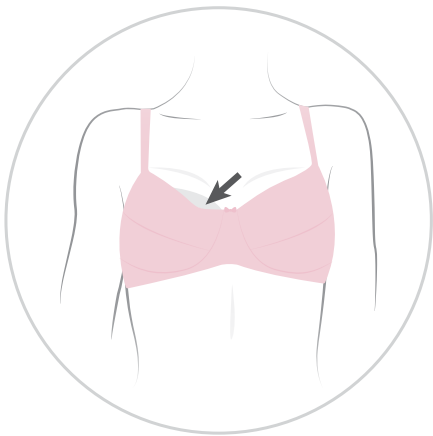
Bra keeps sliding upwards

If the slightest movement causes the bra to slide up, this is a sign that the underbust band of the bra is too wide. Choose an underbust band one size smaller and a cup one size larger.



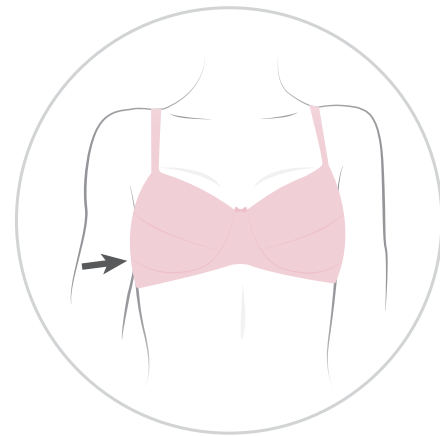
Bra cup digs in

If the cup squeezes or presses the breast in certain places, this usually means the cup is too small. Choosing a larger cup size will usually solve this issue.



Bra cup protrudes

If tightening the bra straps doesn't make the gaps or folds in the cup disappear, try a smaller cup size.



Bra underwiring digs in

For a perfect fit, the underwiring should follow the shape of the breast, gently enclosing it. The centre of the bra should sit close to the body. If the underwire digs in, the cup is probably too small. Choose a larger cup size and, if necessary, a smaller underbust.



INDEX – LINGERIE AND SWIMWEAR

Product Name	Page	Product Line	Features				
			Seamless Cups	Padded Cups	Removable Cup	Front Closure	High Cotton Content
LINGERIE							
Alina Soft Cup	79	Elegant					
Alina Padded Soft Cup	79	Elegant		✓			
Alina Panty	79	Elegant					
Amy Soft Cup	89	Seamless	✓				
Aylin Soft Cup	89	Seamless	✓				
Barbara Padded Underwire	89	Seamless	✓	✓			
Becky Soft Cup	90	Seamless	✓				✓
Camilla Soft Cup NEW	83	Classic					
Camilla Padded Soft Cup NEW	83	Classic		✓			
Camilla Underwire NEW	83	Classic					
Clara Soft Cup Front Closure	24	Classic	✓			✓	✓
Eliza Soft Cup	90	Seamless	✓		✓		
Ester Soft Cup Front Closure	96	Active				✓	
Fleur Soft Cup Front Closure	84	Classic				✓	✓
Frances Soft Cup Front Closure	84	Classic				✓	✓
Gloria Soft Cup Front Closure	97	Active				✓	
Isabel Soft Cup	95	High cut					✓
Isadora Soft Cup	85	Classic					
Jasmin Soft Cup	85	Classic					✓
Jenna Soft Cup NEW	85	Classic					
Jolie Soft Cup	97	Active	✓				
Karolina Soft Cup	80	Elegant					
Karolina Padded Soft Cup	80	Elegant		✓			
Karolina Underwire	80	Elegant					
Karolina Panty	80	Elegant					
Kitty Soft Cup	90	Seamless	✓		✓		✓
Kitty Top*	91	Seamless	✓		✓		✓
Lara Padded Soft Cup	91	Seamless	✓	✓			
Lara Satin Padded Soft Cup	91	Seamless	✓	✓			
Leslie Soft Cup	86	Classic					
Mara Padded Soft Cup	92	Seamless	✓	✓			
Mara Padded Soft Cup Front Closure*	92	Seamless	✓	✓		✓	
Marlena Soft Cup	92	Seamless	✓				
Mira Soft Cup	93	Seamless	✓				
Mona Soft Cup	93	Seamless	✓				
Nancy Soft Cup	86	Classic					
Nancy Soft Cup Front Closure	86	Classic				✓	
Power Sports Bra	97	Active	✓				
Rita Soft Cup	87	Classic					
Tessa Soft Cup*	87	Classic	✓				
Tiana Soft Cup	93	Seamless	✓				

* while stock lasts

SIZE FINDER

Available in over 70 different sizes

Sizes								Price Category
AA	A	B	C	D	DD	DDD	G	
	34-42	34-42	34-42	34-42				Premium
	34-42	34-42	34-42	34-42				Premium
6-16								Premium
S, M, L, XL, 2XL								Basic
S, M, L, XL, 2XL								Advanced
	32-40	32-40	32-40	32-38				Advanced
S, M, L, XL, 2XL								Basic
	34-44	34-44	34-44	34-44	34-44			Advanced
34-42	34-42	34-42	34-42	34-42				Advanced
		34-42	34-42	34-42	34-42	34-42		Advanced
S, M, L, XL, 2XL								Basic
S, M, L, XL, 2XL								Basic
	34-44	34-44	34-44	34-44	36-42			Advanced
XS, S, M, L, XL, 2XL: Cup: A/B, C/D, DD/DDD								Basic
XS, S, M, L, XL, 2XL: Cup: A/B, C/D, DD/DDD								Basic
S, M, L, XL, 2XL								Advanced
34-44	34-44	34-46	34-46	34-42	34-42			Basic
	34-50	32*-50	32*-50	32*-50	32*-50	32*-44	32*-44	Advanced
32-42	32-42	32-42	34-42					Advanced
	34-46	34-46	34-46	34-46	34-46	34-46		Advanced
32-42	32-42	32-42	32-42	32-42	32-42			Advanced
	32-44	32-44	32-44	32-44	32-44			Premium
32*-44	32*-44	32*-44	32*-44	32*-44	32*-42			Premium
	34-44	34-44	34-44	34-44	34-44			Premium
6-18								Premium
S, M, L, XL, 2XL								Basic
S, M, L, XL, 2XL								Advanced
32-44	32-44	32-44	32-44	34-44	34-44			Advanced
34-44	34-44	34-44	34-44	34-44	34-44			Advanced
	34-54	34-54	34-54	34-54	34-54	34-52	34-50	Premium
32-46	32-46	32-46	32-46	32-46	32-44	32-44	34-42	Basic
32-46	32-46	32-46	32-46	32-46	32-44	32-44	34-42	Basic
	34-42	34-42	34-42	32-42	32-42			Advanced
32-42	32-42	32-42	34-40	34-40	34-38			Advanced
32-42	32-42	32-42	34-40	34-40	34-38			Advanced
	34-48	32*-48	34-52	34-52	34-50	34-50	34-50	Basic
	34-48 Blush only	32*-44 32*-48 Blush	34-52	34-52	34-50	34-50	34-50	Basic
32-42	32-42	32-42	32-42	32-42	32-42			Advanced
	34-44	34-44	34-44	34-46	36-46			Basic
	32-46	32-46	32-46	32-46	32-46	32-46		Basic
32-46	32-46	32-46	32-46	32-46	32-46	32-46		Advanced

* 32 bands will phase out

ALWAYS HERE FOR YOU

Our friendly, experienced, solution-focused team is here to take care of you every step of the way.

When it comes to breast care, there's no such thing as one size fits all. That's why we're here to help you provide your customers with the right products to make their journey a success. Optimal care for them is our priority. Together, we are a strong team, helping women regain their confidence after breast cancer.



Our customer service department is here to:

- Take orders, and answer any specific questions you have about our products
- Help you solve problems
- Provide information regarding your order status, as well as shipment tracking details

Available

By telephone

- Monday to Friday, 9:00 am to 5:00 pm at 1-866-583-1513

Via email

- infocanada@amoena.com
- barbara.mcmurray@amoena.com
- deborah.innes@amoena.com
- kim.jensen@amoena.com
- monika.seller@amoena.com

Customer Service

- kim.burgess@amoena.com
- sharon.steward@amoena.com

Reliable

- Delivery via trusted services with tracking capability

Simple

- No minimum order requirement
- Invoices and credit memos sent via email
- Online ordering available for retailers

CONTACT US



1-905-826-9693
1-866-583-1513
1-866-583-1524 (fax)



By email
See above



Online
b2b.amoena.com/ca-en
b2b.amoena.com/ca-fr

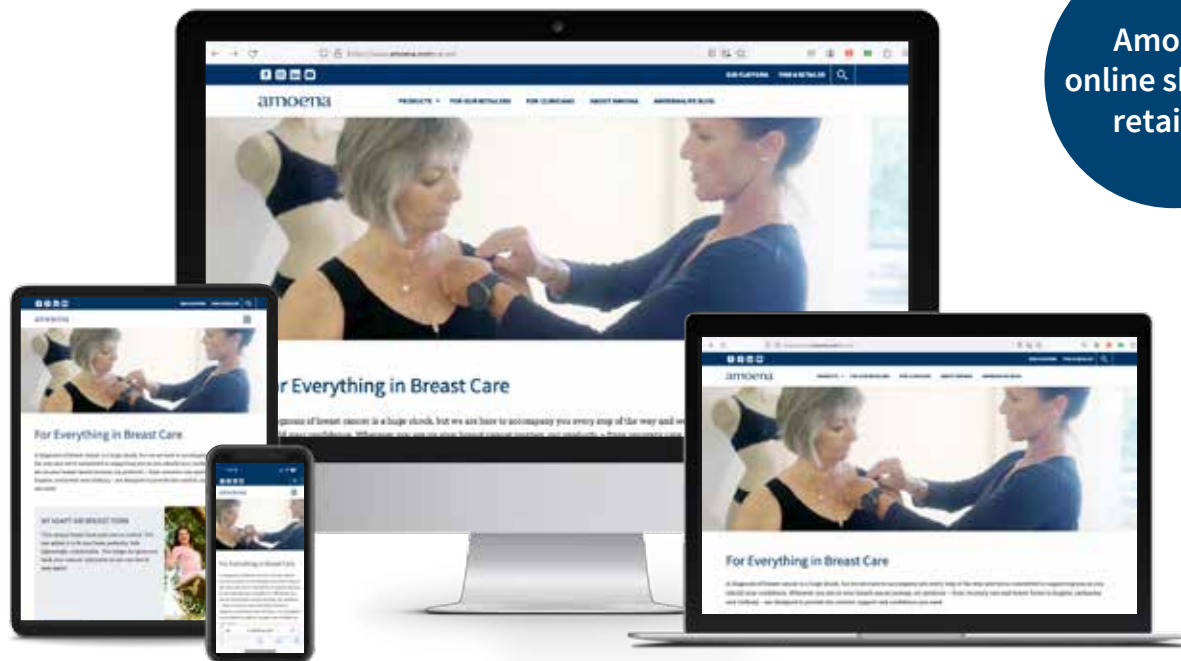
Amoena Canada Inc., 6790 Century Ave., Suite 400, Mississauga ON L5N 2V8

MORE THAN AN ONLINE SHOP

Create an account now at b2b.amoena.com/ca-en or b2b.amoena.com/ca-fr

Our partnership with you extends to online. Use our B2B website and other resources to place orders and stay up to date 24/7.

Amoena
online shop for
retailers



Orders

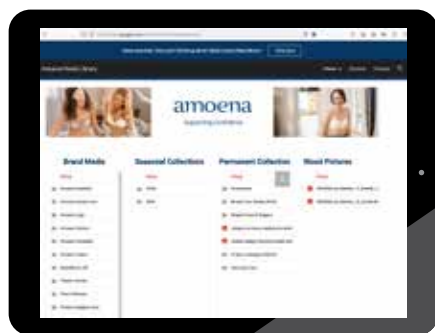
- 24/7 service when you need it on all devices
- 100% secure data transfer via SSL
- Option to create additional users
- Product availability and delivery dates at a glance
- Overview of your order history
- Access to special offers
- Editable shopping cart

Stay up to date

- Latest News highlights
- Price lists and policies for references
- Welcome "Get Started Guide" for new retailers


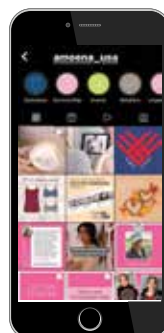
Information & support

- Watch recorded Webinars and keep up with other Continuing Education opportunities online
- Access our latest catalog
- Download marketing resources to print locally, like product flyers, consumer brochures, posters and more



Amoena Media Library

A comprehensive resource where you can download product photos, get advertising assistance, look at merchandising ideas, and more. amoena.com/amoena-library



Social Media

Check out our social media channels – LinkedIn, Facebook, Instagram, and YouTube – for content about our products and company. You can also use them as inspiration for your own business social channels.

AMOENA ACADEMY TRAINING AND EDUCATION OPPORTUNITIES

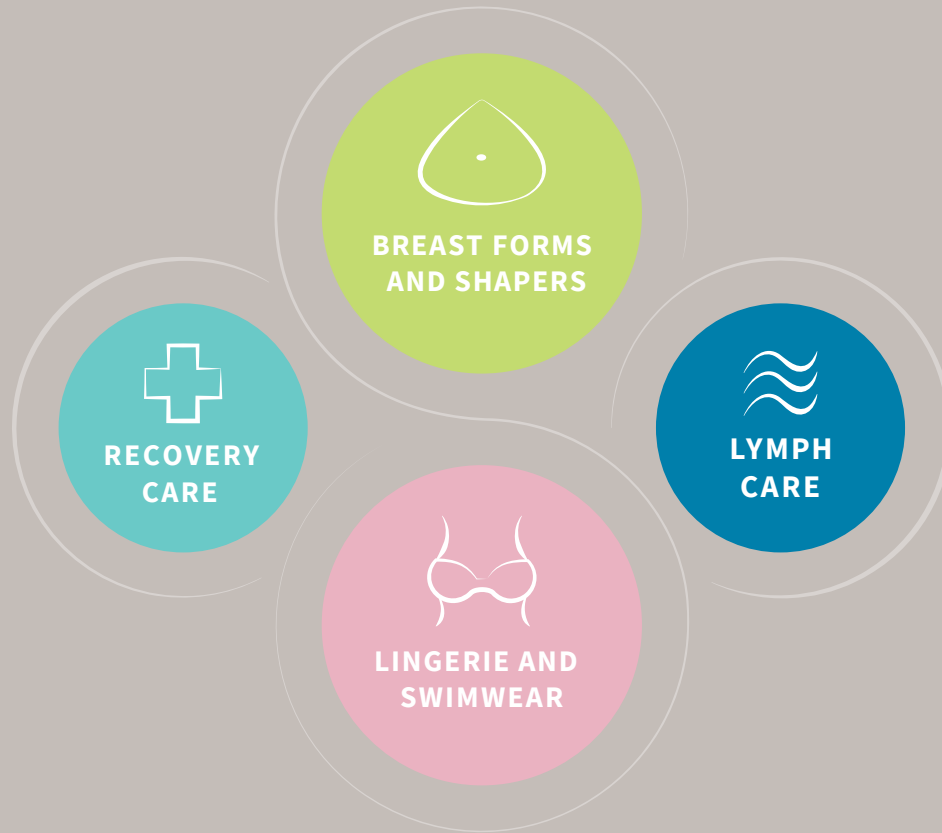
Amoena Academy educational opportunities support your business with a robust schedule of topics that can help you in your day-to-day work.

Our Fit Courses provide training on how to match our products with different surgery types, gain practical hands-on fitting experience and master key fitting techniques. Certification is applied after completion of a full Fitting Course.



To register, please call or email your Account Manager, and you will be added to the next scheduled session.





AMOENA. YOUR SOLUTION.

amoena

CARE FOREVER
HOME HEALTH CARE

Tel: (905) 832-4988

4-2396 Major MacKenzie Drive West, Maple, ON L6A 4Y1

www.careforeverdepot.com

CE Breast Forms, Shapers, Recovery Care Garments, Silicone Patches, Pocketed Bras, Pocketed Swimwear and Lymph Care (w/o Leggings) are labelled with CE mark. Amoena is an ISO 9001 / 13485 / 14001 certified company.

Amoena is a registered trademark of Amoena Medizin-Orthopädie-Technik GmbH.
© 2023 All rights reserved Amoena Canada Inc.